



Luminaires

BENEITO FAURE
passion for led light

The custom lighting

Our R&D and Production departments are responsible for designing special parts and customized solutions to meet the unique needs of our customers. Our commitment is to offer customized solutions with the highest quality and guaranteed compliance with regulations and certifications.

Our R&D services stand out for:

- Customized Design and Development: Our team of R&D experts works closely with customers to understand their specific challenges and needs. We use cutting-edge technology and creativity to conceive and design custom parts and solutions that perfectly fit your requirements.
- Constant Innovation: We maintain a constant focus on innovation. We are committed to keeping up with the latest trends, technologies, and design practices to ensure that our solutions are always cutting-edge and effective.
- Quality Production: Our production department is equipped with state-of-the-art machinery and a highly trained team. This allows us to carry out the manufacture of parts designed accurately and efficiently, maintaining high quality standards.
- Adaptation to Regulations and Certifications: We understand the importance of complying with regulations and certifications. Our products and solutions are designed and manufactured in strict compliance with applicable standards, thus ensuring safety and compliance with current regulations.
- Energy efficiency: With the need to change consumption patterns and in line with the sustainable development objectives of the 2030 Agenda, we are increasingly trying to develop environmental and sustainability policies, both in our products and services, as well as in all phases of the production chain.
- Efficiency and cost-effectiveness: We take advantage of technology and innovation to optimize processes and maximize production efficiency. This not only guarantees quality, but also cost-effectiveness for our customers.
- Personalized Customer Service: We pride ourselves on providing world-class customer service. We are available to answer your questions, adjust designs according to your changing needs, and provide exceptional after-sales service.

When you trust our R&D and production department, you are choosing a complete solution tailored to your needs, backed by quality, innovation and commitment to regulations and certifications. We are ready to be your partner in the search for customized solutions of the highest quality.

Contact us and find out how we can help you achieve your goals!




Nuestros departamentos de I+D y de Producción son los encargados de diseñar piezas especiales y soluciones a medida para satisfacer las necesidades únicas de nuestros clientes. Nuestro compromiso es ofrecer soluciones personalizadas con la máxima calidad y garantía de cumplimiento de normativas y certificaciones.

Nuestros servicios de I+D destacan por:

- Diseño y Desarrollo Personalizado: Nuestro equipo de expertos en I+D trabaja de cerca con los clientes para comprender sus desafíos y necesidades específicas. Utilizamos tecnología de vanguardia y creatividad para concebir y diseñar piezas y soluciones a medida que se adapten perfectamente a sus requerimientos.
- Innovación Constante: Mantenemos un enfoque constante en la innovación. Estamos comprometidos a mantenernos al tanto de las últimas tendencias, tecnologías y prácticas de diseño para asegurarnos de que nuestras soluciones sean siempre vanguardistas y eficaces.
- Producción de Calidad: Nuestro departamento de producción cuenta con maquinaria de última generación y un equipo altamente capacitado. Esto nos permite llevar a cabo la fabricación de las piezas diseñadas de manera precisa y eficiente, manteniendo altos estándares de calidad.
- Adaptación a Normativas y Certificaciones: Entendemos la importancia de cumplir con las normativas y certificaciones. Nuestros productos y soluciones son diseñados y fabricados con estricto cumplimiento de los estándares aplicables, garantizando así la seguridad y la conformidad con la normativa vigente.
- Eficiencia energética: Con la necesidad de cambiar los modelos de consumo y en la línea de los objetivos de desarrollo sostenible de la Agenda 2030, cada vez más se intenta desarrollar políticas medioambientales y de sostenibilidad, tanto en nuestros productos y servicios, como en todas las fases de su cadena de producción.
- Eficiencia y Costo-efectividad: Aprovechamos la tecnología y la innovación para optimizar procesos y maximizar la eficiencia en la producción. Esto no solo garantiza la calidad, sino también un costo razonable para nuestros clientes.
- Atención al Cliente Personalizada: Nos enorgullece ofrecer un servicio al cliente de primer nivel. Estamos disponibles para atender sus preguntas, ajustar diseños según sus necesidades cambiantes y brindar un servicio postventa excepcional.

Cuando confía en nuestro departamento de I+D y producción, está eligiendo una solución completa y adaptada a sus necesidades, respaldada por la calidad, la innovación y el compromiso con las normativas y certificaciones. Estamos listos para ser su socio en la búsqueda de soluciones personalizadas de la más alta calidad.


¡Contáctenos y descubra cómo podemos ayudarle a alcanzar sus objetivos!





Do you want a custom-made luminaire?

Look for the Cutting symbol and consult our sales department!



Customisation of the cut and
handling to the requested size.



Do you want to customize your luminaires?

Look for the RAL or Electrolytic Plating symbol and consult our sales department!



Custom RAL





























Electrolytic Plating

Model	Page	Power	Section Size	Installation
URBAN	55	46W/57W/69W/80W/ 103W	58x68 mm	 Surface / Pendant
URBAN ASYMMETRIC	64	25W/31W/37W/43W/ 55W	58x68 mm	 Surface / Pendant
URBAN MARKET	70	45W/55,5W/66W/ 76,5W/97,5W	58x68 mm	 Surface / Pendant
TIME	73	31W/46W/69W	39x75 mm	 Surface / Pendant
TRITON DOWN	147	46W/57W/69W/80W /103W	47x66 mm	 Surface / Pendant
NEW EVO MINI	49	38W/56W/74W	28x25 mm	 Surface / Pendant
NEW EVO R	50	38W/56W/74W	35x25 mm	 Surface / Pendant
NEW MINIMUS	103	25W/31W/37W/43W	16x25 mm	 Surface / Pendant
NEW KUBO	85	31W/38W/46W/54W	35x35 mm	 Surface / Pendant
ZERO DESIGN	126-127	22W/m	35x35 mm	 Surface / Pendant
DAU	105	18W/23W/26W/30W	25x25 mm	 Surface / Pendant
DUAL	77	18-24W/28-35W/ 46-52W	39x125 mm	 Pendant
URBAN TRAIN	58	46W/57W/69W/80W	58x68 mm	 Pendant
URBAN FLY	60	2X14W/3X14W 4X14W/6X14W	58x68 mm	 Pendant
URBAN WORK	61	35W/43W/51W/ 59W/97,5W	58x68 mm	 Pendant
FOREST	79	31W/38W/46W/53W	64x95 mm	 Pendant
NEW EVO FLY	45	44W/55W/66W/77W	24x75 mm	 Pendant
NEW EVO DUAL	47	49W/61W/73W/86W	24x75 mm	 Pendant / Wall
FILTER	93	32W/120W	Ø60 mm	 Pendant
TUBI	95	35W/44W/53W/62W	Ø62 mm	 Pendant
NEXUS	76	46W/70W	39x75 mm	 Pendant
NEW EVO	43	38W/56W/74W	28x60 mm	 Pendant
NEW MIRROW	89	85W/94W	35x35 mm	 Pendant
NEW TAX	91	52W/64W	35x35 mm	 Pendant
GRIP	99	26W/33W/39W/46W	Ø28 mm	 Pendant
SQUARE	109	43W/62W	25x25 mm	 Pendant


CRI	CCT	IP	Custom	Standard finishes
≥95 CRI	2700K 3000K 4000K 5000K CCT	40 IP	YES	White Black Gray Matt Gold Corten Copper
≥95 CRI	2700K 3000K 4000K	40 IP	YES	White
80/93 CRI	3000K MEAT R HAM MEAT M 4000K FISH FRUIT BREAD	40 IP	ⓘ	White Black
≥95 CRI	2700K 3000K 4000K 5000K	40 IP	YES	White Black Gray
≥95 CRI	2700K 3000K 4000K 5500K	65 IP	YES	White Black
≥90 CRI	2700K 3000K 4000K	40 IP	YES	White Black
≥90 CRI	2700K 3000K 4000K	40 IP	YES	White Black
≥90 CRI	2700K 3000K 4000K	40 IP	NO	White Black
≥95 CRI	2700K 3000K 4000K 5000K RGB-W CCT	20 IP	YES	White Black
≥80 CRI	2700K 3000K 4000K CCT	20 IP	YES	White Black Gray Matt Gold
≥90 CRI	2700K 3000K 4000K 5000K RGB-W CCT	20 IP	NO	White Black
≥95 CRI	2700K 3000K 4000K 5000K	40 IP	YES	White Black
≥95 CRI	2700K 3000K 4000K 5000K	40 IP	YES	White Black
≥90 CRI	3000K 4000K	40 IP	YES	White Black
≥95 CRI	2700K 3000K 4000K 5000K	40 IP	YES	White Black
≥95 CRI	2700K 3000K 4000K 5000K CCT	40 IP	NO	Wood
≥90 CRI	2700K 3000K 4000K	40 IP	YES	White Black
≥80 CRI	2700K 3000K 4000K RGB-W CCT	40 IP	NO	White Black
≥90 CRI	2700K 3000K 4000K RGB	20 IP	NO	White Black
≥95 CRI	2700K 3000K 4000K 5000K RGB-W CCT	40 IP	NO	White Black
≥95 CRI	CCT	40 IP	YES	White Black Gray
≥90 CRI	2700K 3000K 4000K	40 IP	YES	White Black
≥95 CRI	2700K 3000K 4000K RGB-W CCT	20 IP	YES	White Black
≥95 CRI	2700K 3000K 4000K RGB-W CCT	20 IP	ⓘ	White Black
≥90 CRI	2700K 3000K 4000K RGB CCT	40 IP	NO	Black
≥90 CRI	2700K 3000K 4000K RGB-W CCT	20 IP	YES	White Black Matt Gold Silver

ⓘ Consult delivery terms and conditions.

	Model	Page	Power	Section Size	Installation
NEW	NYNETO	101	16W/20W/24W/28W	10x12 mm	 Pendant
NEW	KAA LINE	137	30W/60W/100W	Ø25 mm	 Pendant
NEW	KAA	135	90W/180W/300W	Ø25 mm	 Pendant
	ZERO XL	119	78W/105W/131W	100x90 mm	 Pendant
	ZERO DUAL	133	107W/162W/325W	50x60 mm	 Pendant
	ZERO DIRECT	123	35W/55W/75W/94W 189W	35x35 mm	 Pendant
NEW	ZERO IN	111	26W/44W/63W/96W	38x22 mm	 Pendant
NEW	CIRCUS	113	26W/44W/63W	38x22 mm	 Pendant
NEW	TUNDRA	115	56W/81W	38x22 mm	 Pendant
NEW	ZERO OUT	117	26W/44W/63W/96W	38x22 mm	 Pendant
NEW	HORIZON	139	62W/75W/94W/189W	15 mm	 Pendant
	URBAN E	57	46W/57W/69W/80W /103W	75x68 mm	 Recessed
	TIME E	74	31W/46W/69W	54x75 mm	 Recessed
	KUBO E	86	31W/38W/46W/54W	50x35 mm	 Recessed
NEW	EVO E	53	10W/21W/31W/42W 52W/63W/73W	34x25 mm	 Recessed
	DAU E	106	18W/23W/26W/30W	34x25 mm	 Recessed
	URBAN WALL SENSOR	62	21W/32W/43W	58x68 mm	 Wall
	TIME WALL SENSOR	81	15W/23W/31W	39x75 mm	 Wall
NEW	TUBI WALL	97	35W/44W/53W	Ø62 mm	 Wall
	TRITON	143	21W/41W/61W	47x66 mm	 Surface
	FLASH	141	16W/27W/35W/46W /55W	18x49 mm	 Wall
NEW	EVO TRACK	51	38W/56W/74W	90x57 mm	 Track
	URBAN TRACK	68	21W/32W/43W	58x68 mm	 Track
	TIME TRACK	83	15W/23W/31W	39x75 mm	 Track
NEW	BLABER LINE	151	30W/39W/49W	54x300 mm	 Pendant
NEW	BLABER	153-157			Pendant

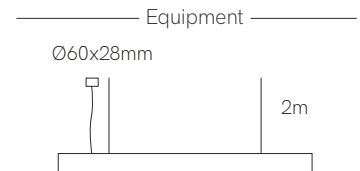
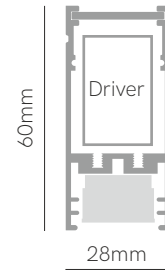
CRI	CCT	IP	Custom	Standard finishes
≥90 CRI	2700K 3000K 4000K	20 IP	NO	White Black
≥90 CRI	2400K 2700K 3000K 4000K RGB-W CCT	40 IP	ⓘ	White Black Matt Gold
≥90 CRI	2400K 2700K 3000K 4000K CCT	40 IP	ⓘ	White Black
≥80 CRI	3000K 4000K	20 IP	NO	White Black Gray
≥80 CRI	3000K 4000K	20 IP	NO	White Black
≥80 CRI	2700K 3000K 4000K CCT	20 IP	YES	White Black Matt Gold Silver
≥90 CRI	2700K 3000K 4000K RGB-W CCT	20 IP	YES	White Black Matt Gold Silver
≥90 CRI	2700K 3000K 4000K RGB-W CCT	20 IP	NO	White Black Matt Gold Silver
≥80 CRI	2700K 3000K 4000K RGB-W CCT	20 IP	YES	White Black Matt Gold Silver
≥90 CRI	2700K 3000K 4000K RGB-W CCT	20 IP	YES	White Black Matt Gold Silver
≥90 CRI	2700K 3000K 4000K	20 IP	NO	White Black
≥95 CRI	2700K 3000K 4000K 5000K CCT	40 IP	YES	White Black Gray
≥95 CRI	2700K 3000K 4000K 5000K	40 IP	YES	White Black Gray
≥95 CRI	2700K 3000K 4000K RGB-W CCT	40 IP	NO	White Black
≥90 CRI	2700K 3000K 4000K	40 IP	YES	White Black
≥90 CRI	2700K 3000K 4000K 5000K RGB-W CCT	20 IP	NO	White Black
≥95 CRI	2700K 3000K 4000K 5000K	20 IP	YES	White Black Gray
≥95 CRI	2700K 3000K 4000K 5000K	20 IP	YES	White Black Gray
≥95 CRI	2700K 3000K 4000K RGB-W CCT	40 IP	NO	White Black
≥80 CRI	2700K 3000K 4000K	65 IP	YES	Black
≥80 CRI	2700K 3000K 4000K 6000K	20 IP	NO	White Black Alum.
≥90 CRI	2700K 3000K 4000K	40 IP	NO	White Black
≥95 CRI	2700K 3000K 4000K 5000K CCT	20 IP	ⓘ	White Black
≥95 CRI	2700K 3000K 4000K 5000K	20 IP	ⓘ	White Black
≥90 CRI	2700K 3000K 4000K	40 IP	YES	
			YES	

ⓘ Consult delivery terms and conditions.



New

Evo



Control accessories pages 282-289.

*Finished luminaire. Includes suspension kit, power cable and end caps.




Technical Information

Power	38W / 56W / 74W
Lumens	3.458 lm - 8.954 lm
Installation	Pendant
Material	Aluminium
PCB	Rigid

Code	Diffuser (Angle)	Size	CCT (lm/W) - Power/m	Driver	Colour
Code 2	Black Slats (60°) N	1.170mm 2	2.700K (91-104 lm/W) - 34W/m 2	On / Off 1	<input type="checkbox"/> White (9003) 1
	White Slats (60°) P	1.730mm 4	3.000K (96-109 lm/W) - 34W/m 3	Dali 2	<input checked="" type="checkbox"/> Black (9005) 2
		2.290mm 6	4.000K (103/121 lm/W) - 34W/m 4	Push 3 ⓘ	<input checked="" type="checkbox"/> Custom RAL C
				Casambi 5	

Code: **2** ■ ■ ■ ■ ■



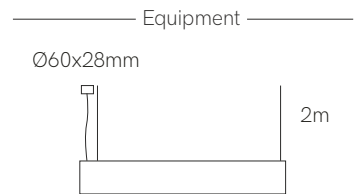
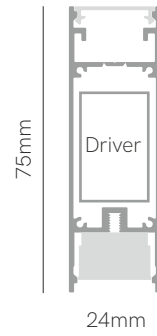

ⓘ Consult delivery terms and conditions.
*Create your code according to your preferences.





New

Evo fly



Control accessories pages 282-289.

*Finished luminaire. Includes suspension kit, power cable and end caps.



Technical Information

Power	44W / 55W / 66W / 77W
Lumens	4.004 lm - 9.317 lm
Installation	Pendant
Material	Aluminium
PCB	Down Rigid / Up Flex

Code	Diffuser (Angle)	Size (Power)	CCT (lm/W)	Driver	Colour
Code 4	Down Black Slats (60°)	1.120mm (44W) 4	2.700K Down (91-104 lm/W) Up (88 lm/W)	On / Off 1	White (9003) 1
	Up Opal	1.400mm (55W) 5		Dali 2	Black (9005) 2
	Down White Slats (60°)	1.680mm (66W) 6	3.000K Down (96-109 lm/W) Up (92 lm/W)	Push 3	Custom RAL C
	Up Opal	1.960mm (77W) 7		Casambi 5	
			4.000K Down (104-121 lm/W) Up (96 lm/W)		

Code: 4



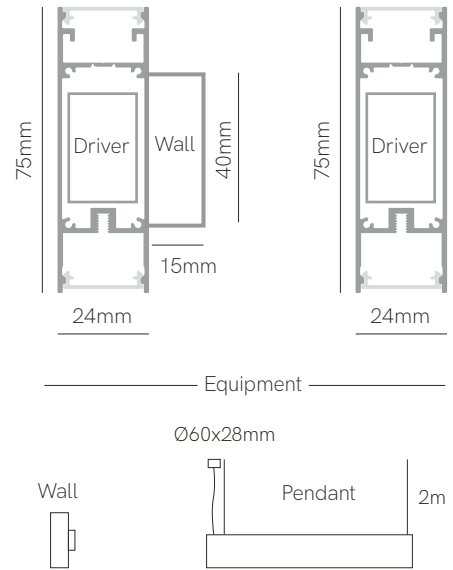
ⓘ Consult delivery terms and conditions.
*Create your code according to your preferences.





New

Evo dual



Control accessories pages 282-289.

*Finished luminaire. Includes power cable and end caps.

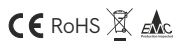


Technical Information

Power	49W / 61W / 73W / 86W
Lumens	5.145 lm - 11.696 lm
Installation	Pendant / Wall
Material	Aluminium
PCB	Flex

Code	Installation	Size (Power)	CCT (lm/W)	Driver	Colour
Code 5	Pendant 3	1.120mm (49W) 4	Down-Up 2.700K (124 lm/W) 2	On / Off 1	<input type="checkbox"/> White (9003) 1
	Wall 7	1.400mm (61W) 5	Down-Up 3.000K (128 lm/W) 3	Dali 2	<input type="checkbox"/> Black (9005) 2
		1.680mm (73W) 6	Down-Up 4.000K (136 lm/W) 4	Push 3	<input checked="" type="radio"/> Custom RAL C
		1.960mm (86W) 7	Down-Up RGB-W (100 lm/W) 8	Casambi 5	
			Down-Up 2.700-5.500K (105 lm/W) 9	Tuya 7	
			Down 2.700-5.500K Up RGB-W C		
			Down 2.700K Up RGB-W D		
			Down 3.000K Up RGB-W T		
			Down 4.000K Up RGB-W Q		

Code: **5**



Consult delivery terms and conditions.

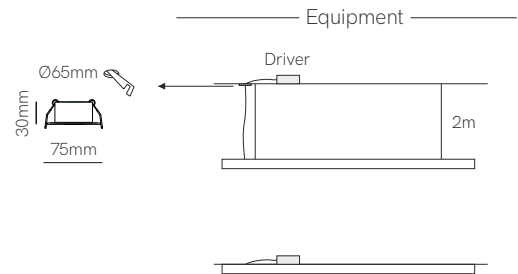
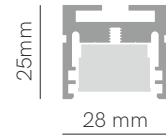
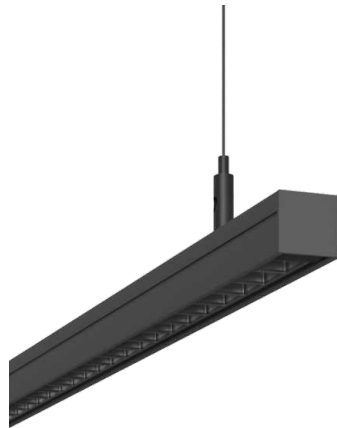
*Create your code according to your preferences. RGB-W and CCT 2.700-5.500K only works with driver 5 Casambi and 7 Tuya.





New

Evo mini



Control accessories pages 282-289.

*Finished luminaire. Includes driver, suspension kit, ceiling suspension, power cable and end caps.



Technical Information

Power	38W / 56W / 74W
Lumens	3.458 lm - 8.954 lm
Installation	Surface / Pendant
Material	Aluminium
PCB	Rigid

Code	Diffuser (Angle)	Size	CCT (lm/W) - Power/m	Driver	Colour
Code 8	Black Slats (60°) N	1.170mm 2	2.700K (91-104 lm/W) - 34W/m 2	On / Off 1	<input type="checkbox"/> White (9003) 1
	White Slats (60°) P	1.730mm 4	3.000K (96-109 lm/W) - 34W/m 3	Dali 2	<input type="checkbox"/> Black (9005) 2
		2.290mm 6	4.000K (103/121 lm/W) - 34W/m 4	Push 3 ⓘ	<input type="checkbox"/> Custom RAL C
				Casambi 5	

Code: **8** ■ ■ ■ ■ ■

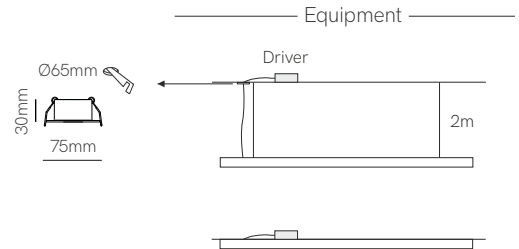
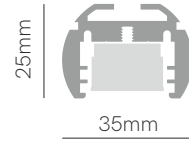


ⓘ Consult delivery terms and conditions.
*Create your code according to your preferences.



New

Evo R



Control accessories pages 282-289.

*Finished luminaire. Includes driver, suspension kit, ceiling suspension, power cable and end caps.

Technical Information

Power	38W / 56W / 74W
Lumens	3.458 lm - 8.954 lm
Installation	Surface / Pendant
Material	Aluminium
PCB	Rigid

Code	Diffuser (Angle)	Size	CCT (lm/W) - Power/m	Driver	Colour
Code 3	Black Slats (60°) N	1.170mm 2	2.700K (91-104 lm/W) - 34W/m 2	On / Off 1	<input type="checkbox"/> White (9003) 1
	White Slats (60°) P	1.730mm 4	3.000K (96-109 lm/W) - 34W/m 3	Dali 2	<input type="checkbox"/> Black (9005) 2
		2.290mm 6	4.000K (103/121 lm/W) - 34W/m 4	Push 3 ⓘ	<input type="checkbox"/> Custom RAL C
				Casambi 5	

Code: **3** ■ ■ ■ ■ ■

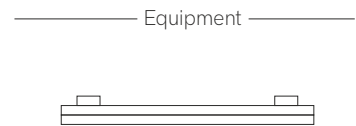
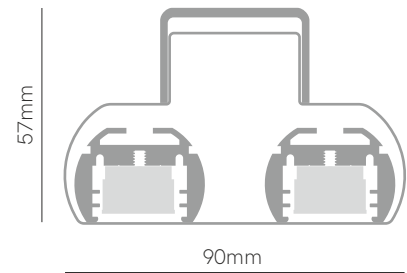


ⓘ Consult delivery terms and conditions.
*Create your code according to your preferences.



New

Evo track



*Finished luminaire.

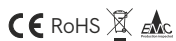


Technical Information

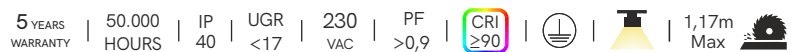
Power	38W / 56W / 74W
Lumens	3.458 lm - 7.622 lm
Installation	Three Phase Track
Material	Aluminium
PCB	Rigid

Code	Diffuser (Angle)	Size	CCT (lm/W) - Power/m	Driver	Colour
Code 9	Black Slats (30°) C	610mm 2	2.700K (91 lm/W) - 34W/m 2	On / Off 1	<input type="checkbox"/> White (9003) 1
	White Slats (30°) F	890mm 3	3.000K (96 lm/W) - 34W/m 3		<input checked="" type="checkbox"/> Black (9005) 2
	Black Slats (60°) M	1.170mm 4	4.000K (103 lm/W) - 34W/m 4		<input type="checkbox"/> Custom RAL C
	White Slats (60°) P				

Code: **9** **1**



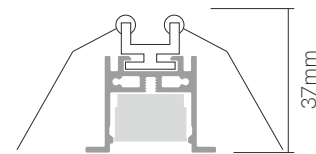
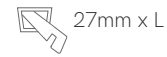
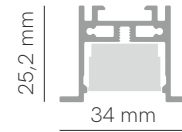
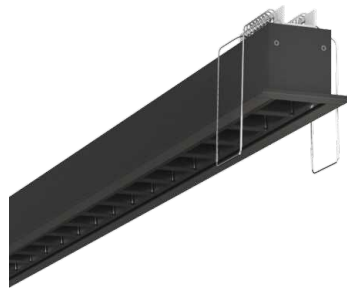
Consult delivery terms and conditions.
*Create your code according to your preferences.





New

Evo E



Control accessories pages 282-289.

*Finished luminaire. Includes driver, spring clips, power cable and end caps.

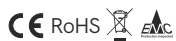


Technical Information

Power	10W / 21W / 31W / 42W / 52W / 63W / 73W
Lumens	910 lm - 8.833 lm
Installation	Recessed
Material	Aluminium
PCB	Rigid


Code	Diffuser (Angle)	Size	CCT (lm/W) - Power/m	Driver	Colour
Code 5	Black Slats (60°) N	280mm 1	2.700K (91-104 lm/W) - 34W/m 2	On / Off 1	<input type="checkbox"/> White (9003) 1
	White Slats (60°) P	560mm 2	3.000K (96-109 lm/W) - 34W/m 3	Dali 2	<input checked="" type="checkbox"/> Black (9005) 2
		840mm 3	4.000K (104-121 lm/W) - 34W/m 4	Push 3	<input checked="" type="checkbox"/> Custom RAL C
		1.120mm 4		Casambi 5	
		1.400mm 5			
		1.680mm 6			
		1.960mm 7			

Code: **5**



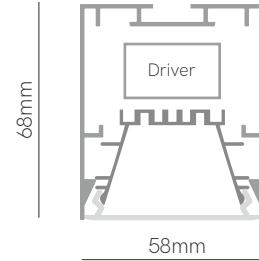

Consult delivery terms and conditions.
*Create your code according to your preferences.





Personal training room, Collbató (Spain).

Urban



Control accessories pages 282-289.

Technical Information

Power	46W / 57W / 69W / 80W / 103W
Lumens	5.152 lm - 14.008 lm
Installation	Surface / Pendant
Material	Aluminium
PCB	Rigid

Code	Diffuser (Angle)	Size	CCT (lm/W) - Power/m	Driver	Colour
Code 6	UGR (78°) 4	1.130mm 3	2.700K (112 lm/W) - 40W/m 2	On / Off 1	<input type="checkbox"/> White (9003) 1
	Opal (112°) 5	1.410mm 4	3.000K (128 lm/W) - 40W/m 3	Dali 2	<input type="checkbox"/> Black (9005) 2
		1.690mm 5	4.000K (136 lm/W) - 40W/m 4	Push 3	<input type="checkbox"/> Gray (9006) 3
		1.970mm 6	5.000K (136 lm/W) - 40W/m 5	Casambi 5 ⓘ	<input type="checkbox"/> Matt Gold 4
		2.530mm 7	2.700-5.500K (105 lm/W) - 40W/m 9	Tuya 7 ⓘ	<input type="checkbox"/> Corten 6
					<input type="checkbox"/> Copper 7
					<input type="checkbox"/> Custom RAL C
					<input type="checkbox"/> Electrolytic Plating ⓘ

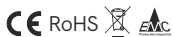
Code: **6**

ⓘ Consult delivery terms and conditions.

*Create your code according to your preferences. CCT 2.700-5.500K only works with driver 5 Casambi and 7 Tuya.

Accessories

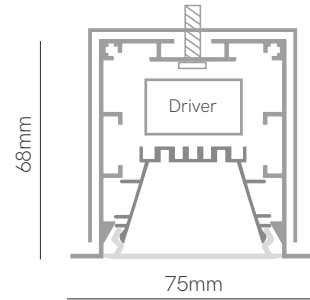
End caps <input type="checkbox"/> 40721 <input type="checkbox"/> 40722 <input type="checkbox"/> 40723	Joint 180° <input type="checkbox"/> 40220	Joint 90° <input type="checkbox"/> 40550	Wall bracket <input type="checkbox"/> 40851 <input type="checkbox"/> 40852 <input type="checkbox"/> 40853	Trimless <input type="checkbox"/> 40669	Base 3x0,75 (2,5m) Ø60x28mm <input type="checkbox"/> 40881 <input type="checkbox"/> 40882 <input type="checkbox"/> 40883	Base 5x0,5 (2,5m) Ø60x28mm <input type="checkbox"/> 40991 <input type="checkbox"/> 40992 <input type="checkbox"/> 40993	Ceiling suspension <input type="checkbox"/> 40780	Suspension Kit <input type="checkbox"/> 40790 (2m)



Accessories pages 158-159.



Urban E



63mm x L



Control accessories pages 282-289.

*Spring clips included.

Technical Information

Power	46W / 57W / 69W / 80W / 103W
Lumens	5.152 lm - 14.008 lm
Installation	Recessed
Material	Aluminium
PCB	Rigid

Code	Diffuser (Angle)	Size	CCT (lm/W) - Power/m	Driver	Colour
Code 3	UGR (78°) 4	1.130mm 3	2.700K (112 lm/W) - 40W/m 2	On / Off 1	<input type="checkbox"/> White (9003) 1
	Opal (112°) 5	1.410mm 4	3.000K (128 lm/W) - 40W/m 3	Dali 2	<input checked="" type="checkbox"/> Black (9005) 2
		1.690mm 5	4.000K (136 lm/W) - 40W/m 4	Push 3	<input type="checkbox"/> Gray (9006) 3
		1.970mm 6	5.000K (136 lm/W) - 40W/m 5	Casambi 5 ⓘ	<input checked="" type="checkbox"/> Custom RAL C
		2.530mm 7	2.700-5.500K (105 lm/W) - 40W/m 9	Tuya 7 ⓘ	<input checked="" type="checkbox"/> Electrolytic Plating

Code: **3**

ⓘ Consult delivery terms and conditions.

*Create your code according to your preferences. CCT 2.700-5.500K only works with driver 5 Casambi and 7 Tuya.

Accessories



End caps
 40731
 40732
 40733



Joint 180°
 40220



Joint 90°
 40550

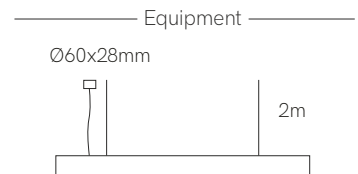
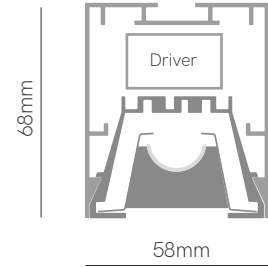


Accessories pages 158-159.

5 YEARS WARRANTY | 50.000 HOURS | IP 40 | UGR <19 | 230 VAC | PF >0,9 | CRI ≥95 | | | | 3,37m Max | | | |



Urban train



Control accessories pages 282-289.

*Finished luminaire. Includes suspension kit, power cable and end caps.

Technical Information

Power	46W / 57W / 69W / 80W
Lumens	5.152 lm - 10.880 lm
Installation	Pendant
Material	Aluminium
PCB	Rigid

Code	Diffuser (Angle)	Size	CCT (lm/W) - Power/m	Driver	Colour
Code 6	Black Slats (62°) 2	1.130mm 3	2.700K (112 lm/W) - 40W/m 2	On / Off 1	<input type="checkbox"/> White (9003) 1
	Alum. Slats (84°) 7	1.410mm 4	3.000K (128 lm/W) - 40W/m 3	Dali 2	<input type="checkbox"/> Black (9005) 2
		1.690mm 5	4.000K (136 lm/W) - 40W/m 4	Push 3 ⓘ	<input type="checkbox"/> Custom RAL C
		1.970mm 6	5.000K (136 lm/W) - 40W/m 5	Casambi 5 ⓘ	<input type="checkbox"/> Electrolytic Plating

Code: **6** ■ ■ ■ ■ ■

Accessories pages 158-159.



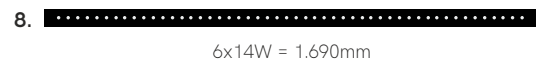
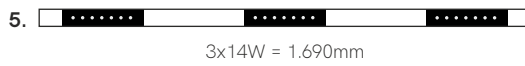
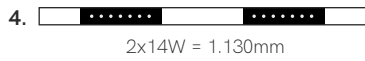
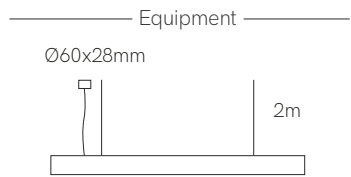
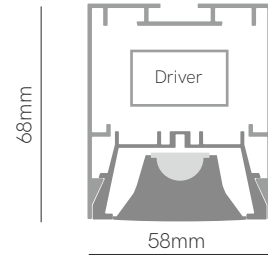
ⓘ Consult delivery terms and conditions.

*Create your code according to your preferences.





Urban fly



Control accessories pages 282-289.

*Finished luminaire. Includes suspension kit, power cable and end caps.

Technical Information

Power	2x14W / 3x14W / 4x14W / 6x14W
Lumens	3.640 lm - 11.424 lm
Installation	Pendant
Material	Aluminium
PCB	Rigid

Code	Diffuser (Angle)	Size (Power)	CCT (lm/W)	Driver	Colour
Code 6	Optical (50°) 9	1.130mm (28W) 4	3.000K (130 lm/W) 3	On / Off 1	<input type="checkbox"/> White (9003) 1
		1.690mm (42W) 5	4.000K (136 lm/W) 4	Dali 2	<input type="checkbox"/> Black (9005) 2
		1.130mm (56W) New 7		Push 3	Custom RAL C
		1.690mm (84W) New 8		Casambi 5	Electrolytic Plating

Code: **6 9**

Accessories pages 158-159.

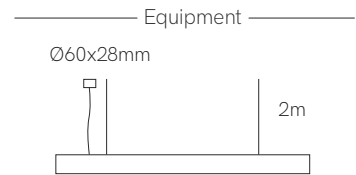
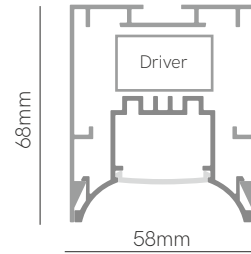


Consult delivery terms and conditions.

*Create your code according to your preferences.



Urban work



Control accessories pages 282-289.

*Finished luminaire. Includes suspension kit, power cable and end caps.



Technical Information

Power	35W / 43W / 51W / 59W / 97,5W
Lumens	3.675 lm - 11.505 lm
Installation	Pendant
Material	Aluminium
PCB	Rigid

Code	Diffuser (Angle)	Size	CCT (lm/W) - Power/m	Driver	Colour
Code 6	Retracted (102°) 3	1.130mm 3	2.700K (105 lm/W) - 31W/m 2	On / Off 1	<input type="checkbox"/> White (9003) 1
		1.410mm 4	3.000K (112 lm/W) - 31W/m 3	Dali 2	<input checked="" type="checkbox"/> Black (9005) 2
		1.690mm 5	4.000K (118 lm/W) - 31W/m 4	Push 3	<input checked="" type="checkbox"/> Custom RAL C
		1.970mm 6	5.000K (118 lm/W) - 31W/m 5	Casambi 5	<input checked="" type="checkbox"/> Electrolytic Plating
		2.530mm 7			

Code: **6 3**

Accessories pages 158-159.

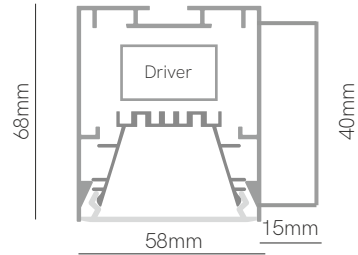


Consult delivery terms and conditions.

*Create your code according to your preferences.



Urban wall sensor



*Finished luminaire. Includes power supply, base wall and end caps.

Technical Information

Power	21W / 32W / 43W
Lumens	2.352 lm - 5.848 lm
Installation	Wall
Material	Aluminium
PCB	Rigid


Code	Diffuser (Angle)	Size	CCT (lm/W) - Power/m	Driver	Colour
Code 6	Opal (112°) 1	570mm 1	2.700K (112 lm/W) - 40W/m 2	PIR 0	<input type="checkbox"/> White (9003) 1
		840mm 2	3.000K (128 lm/W) - 40W/m 3		<input checked="" type="checkbox"/> Black (9005) 2
		1.130mm 3	4.000K (136 lm/W) - 40W/m 4		<input type="checkbox"/> Gray (9006) 3
			5.000K (136 lm/W) - 40W/m 5		<input type="checkbox"/> Custom RAL C
					<input type="checkbox"/> Electrolytic Plating

Code: **6** **1** **0**

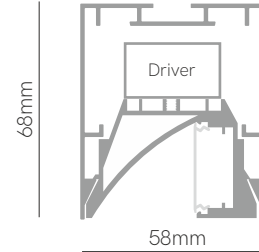


Consult delivery terms and conditions.
*Create your code according to your preferences.





Urban asymmetric



Control accessories pages 282-289.

Technical Information

Power	25W / 31W / 37W / 43W / 55W
Lumens	1.650 lm - 4.290 lm
Installation	Surface / Pendant
Material	Aluminium
PCB	Flex

Code	Diffuser (Angle)	Size	CCT (lm/W) - Power/m	Driver	Colour
Code 6	Opal asym. 8	1.130mm 3	2.700K (66 lm/W) - 22W/m 2	On / Off 1	<input type="checkbox"/> White (9003) 1
		1.410mm 4	3.000K (72 lm/W) - 22W/m 3	Dali 2	<input checked="" type="checkbox"/> Custom RAL C
		1.690mm 5	4.000K (78 lm/W) - 22W/m 4	Push 3	<input checked="" type="checkbox"/> Electrolytic Plating
		1.970mm 6		Casambi 5	
		2.530mm 7			

Code: **6** **8** **1**

Consult delivery terms and conditions.
*Create your code according to your preferences.

Accessories

End caps <input type="checkbox"/> 40721 <input checked="" type="checkbox"/> 40722 <input type="checkbox"/> 40723	Joint 180° <input checked="" type="checkbox"/> 40220 <input type="checkbox"/> 40550	Joint 90° <input checked="" type="checkbox"/> 40550	Base 3x0,75 (2,5m) Ø60x28mm <input type="checkbox"/> 40881	Base 5x0,5 (2,5m) Ø60x28mm <input type="checkbox"/> 40991	Ceiling suspension <input checked="" type="checkbox"/> 40780	Suspension Kit <input checked="" type="checkbox"/> 40790 (2m)



Accessories pages 158-159.

5 YEARS WARRANTY | 50.000 HOURS | IP 40 | 230 VAC | PF >0,9 | CRI ≥95 | | | | | 3,37m Max | | | PUSH |

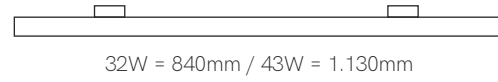
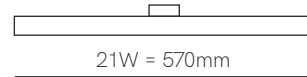
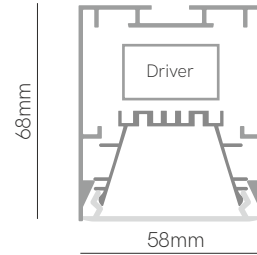





Urban asymmetric



Urban track



Control accessories pages 282-289.

*Finished luminaire.

Technical Information

Power	21W / 32W / 43W
Lumens	2.352 lm - 5.848 lm
Installation	Three Phase Track
Material	Aluminium
PCB	Rigid

Code	Diffuser (Angle)	Size	CCT (lm/W) - Power/m	Driver	Colour
Code 6	UGR (78°) 4	570mm 4	2.700K (112 lm/W) - 40W/m 2	On / Off 4	<input type="checkbox"/> White (9003) 1
	Opal (112°) 5	840mm 6	3.000K (128 lm/W) - 40W/m 3	Casambi 6	<input checked="" type="checkbox"/> Black (9005) 2
		1.130mm 8	4.000K (136 lm/W) - 40W/m 4		<input type="checkbox"/> Custom RAL C
			5.000K (136 lm/W) - 40W/m 5		
			2.700-5.500K (105 lm/W) - 40W/m 9		

Code: **6**



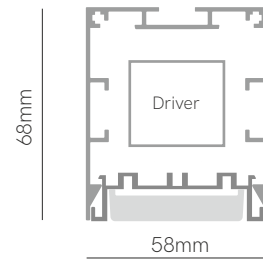
Consult delivery terms and conditions.

*Create your code according to your preferences. CCT 2.700-5.500K only works with driver 5 Casambi.

5 YEARS WARRANTY |
 50.000 HOURS |
 IP 20 |
 UGR <19 (4) |
 230 VAC |
 PF >0,9 |
 CRI ≥95 |
 |
 |
 3,37m Max |
 |
 |
 PUSH



Urban market



Control accessories pages 282-289.

Technical Information

Power	45W / 55,5W / 66W / 76,5W / 97,5W
Lumens	5.040 lm - 13.552 lm
Installation	Surface / Pendant
Material	Aluminium
PCB	Rigid


Code	Diffuser (Angle)	Size	CCT (lm/W) - Power/m	Driver	Colour
Code 2	Asymmetric 1	1.130mm 3	3.000K (112 lm/W) - 40W/m 3	On / Off 1	<input type="checkbox"/> White (9003) 1
	Double asym. 2	1.410mm 4	4.000K (118 lm/W) - 40W/m 4	Dali 2	<input checked="" type="checkbox"/> Black (9005) 2
	Optical (30°) 3	1.690mm 5	MEAT R - 3.200K (86 lm/W) - 40W/m R		<input checked="" type="checkbox"/> Custom RAL C
	Optical (60°) 6	1.970mm 6	HAM - 3.200K (85 lm/W) - 40W/m X		
	Optical (90°) 9	2.530mm 7	MEAT M - 3.500K (84 lm/W) - 40W/m M		
			FISH - 6.500K (139 lm/W) - 40W/m F		
			FRUIT - 4.200K (123 lm/W) - 40W/m V		
			BREAD - 2.700K (131 lm/W) - 40W/m P		

Code: **2**

Consult delivery terms and conditions.
*Create your code according to your preferences.

Accessories

End caps <input type="checkbox"/> 40721 <input checked="" type="checkbox"/> 40722	Joint 180° <input checked="" type="checkbox"/> 40220	Joint 90° <input checked="" type="checkbox"/> 40550	Base 3x0,75 (2,5m) Ø60x28mm <input type="checkbox"/> 40881 <input checked="" type="checkbox"/> 40882	Base 5x0,5 (2,5m) Ø60x28mm <input type="checkbox"/> 40991 <input checked="" type="checkbox"/> 40992	Ceiling suspension <input checked="" type="checkbox"/> 40780	Suspension Kit <input checked="" type="checkbox"/> 40790 (2m)



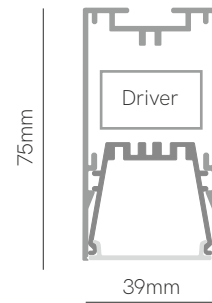
Accessories pages 159-159.

|
 |
 |
 |
 |
 |
 |
 |
 |
 |





Time



Control accessories pages 282-289.



Technical Information

Power	31W / 46W / 69W
Lumens	3.472 lm - 9.384 lm
Installation	Surface / Pendant
Material	Aluminium
PCB	Rigid

Code	Diffuser (Angle)	Size	CCT (lm/W) - Power/m	Driver	Colour
Code 8	UGR (81°) 3	1.130mm 3	2.700K (112 lm/W) - 27W/m 2	On / Off 1	<input type="checkbox"/> White (9003) 1
	Opal (112°) 5	1.690mm 5	3.000K (128 lm/W) - 27W/m 3	Dali 2	<input type="checkbox"/> Black (9005) 2
		2.530mm 7	4.000K (136 lm/W) - 27W/m 4	Push 3	<input type="checkbox"/> Gray (9006) 3
			5.000K (136 lm/W) - 27W/m 5	Casambi 5	<input type="checkbox"/> Custom RAL C
					<input type="checkbox"/> Electrolytic Plating

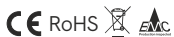
Code: **8**

*Create your code according to your preferences.

Consult delivery terms and conditions.

Accessories

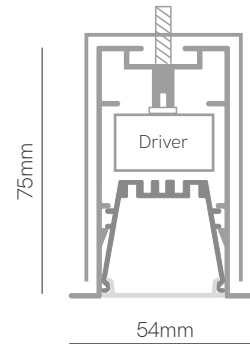
End caps <input type="checkbox"/> 40741 <input type="checkbox"/> 40742 <input type="checkbox"/> 40743	Joint 180° <input type="checkbox"/> 40770	Joint 90° <input type="checkbox"/> 40990	Wall bracket <input type="checkbox"/> 40851 <input type="checkbox"/> 40852 <input type="checkbox"/> 40853	Trimless <input type="checkbox"/> 40339	Base 3x0,75 (2,5m) Ø60x28mm <input type="checkbox"/> 40881 <input type="checkbox"/> 40882 <input type="checkbox"/> 40883	Base 5x0,5 (2,5m) Ø60x28mm <input type="checkbox"/> 40991 <input type="checkbox"/> 40992 <input type="checkbox"/> 40993	Ceiling suspension <input type="checkbox"/> 40780	Suspension kit <input type="checkbox"/> 40790 (2m)



Accessories pages 158-159.



Time E



43mm x L



*Spring clips included. Control accessories pages 282-289.

Technical Information

Power	31W / 46W / 69W
Lumens	3.472 lm - 9.384 lm
Installation	Recessed
Material	Aluminium
PCB	Rigid

Code	Diffuser (Angle)	Size	CCT (lm/W) - Power/m	Driver	Colour
Code 9	UGR (81°) 3	1.130mm 3	2.700K (112 lm/W) - 27W/m 2	On / Off 1	<input type="checkbox"/> White (9003) 1
	Opal (112°) 5	1.690mm 5	3.000K (128 lm/W) - 27W/m 3	Dali 2	<input checked="" type="checkbox"/> Black (9005) 2
		2.530mm 7	4.000K (136 lm/W) - 27W/m 4	Push 3	<input type="checkbox"/> Gray (9006) 3
			5.000K (136 lm/W) - 27W/m 5	Casambi 5	<input checked="" type="checkbox"/> Custom RAL C
					<input checked="" type="checkbox"/> Electrolytic Plating

Code: **9**

*Create your code according to your preferences.

Consult delivery terms and conditions.

Accessories

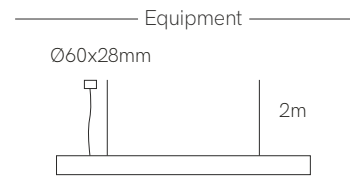
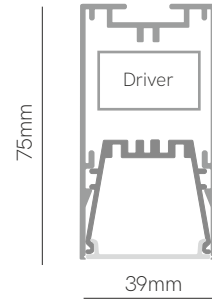


Accessories pages 158-159.

5 YEARS WARRANTY | 50.000 HOURS | IP 40 | UGR <19 (3) | 230 VAC | PF >0,9 | CRI ≥95 | | | 3,37m Max | |



Nexus



Control accessories pages 282-289.

*Finished luminaire. Includes suspension kit, power cable and end caps.

Technical Information

Power	46W / 70W
Lumens	4.830 lm - 7.350 lm
Installation	Pendant
Material	Aluminium
PCB	Rigid

Code	Diffuser (Angle)	Size	CCT (lm/W) - Power/m	Driver	Colour
Code 4	UGR (81°) 4	1.130mm 3	2.700-5.500K (105 lm/W) - 40W/m 9	Casambi 5	White (9003) 1
		1.690mm 5		Tuya 7	Black (9005) 2
				RF Control 9	Gray (9006) 3
					Custom RAL C

Code: **4 4 9**

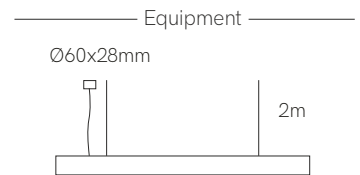
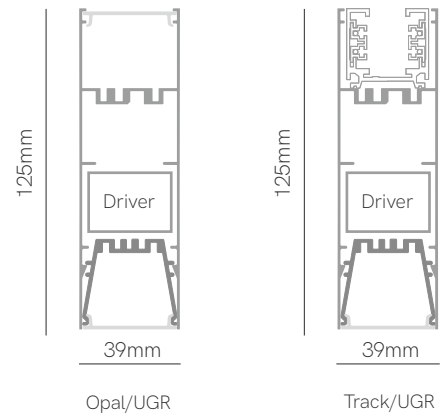


ⓘ Consult delivery terms and conditions.

*Create your code according to your preferences. RF included on Driver RF Control.

5 YEARS WARRANTY | 50.000 HOURS | IP 40 | UGR <19 | 230 VAC | PF >0,9 | CRI ≥95 | ⚡ | ⚙️ | 3,37m Max | 🌞 | tuya | 📶 RF

Dual



Control accessories pages 282-289.

*Finished luminaire. Includes suspension kit, power cable and end caps.




Technical Information

Power	18-24W / 28-35W / 46-52W
Lumens	Up 2.016 lm - 6.256 lm / Down 2.688 lm - 7.072 lm
Installation	Pendant
Material	Aluminium
PCB	Rigid

Code	Diffuser	Size	CCT (lm/W) - Power/m	Driver	Colour
Code 5	Opal/UGR 6	1.130mm 3	2.700K (112 lm/W) - Down 21W/m Up 15W/m 2	On / Off 1	□ White (9003) 1
	Track/UGR 9	1.690mm 5	3.000K (128 lm/W) - Down 21W/m Up 15W/m 3	Dali 2	■ Black (9005) 2
		2.530mm 7	4.000K (136 lm/W) - Down 21W/m Up 15W/m 4	Push 3	🌈 Custom RAL C
			5.000K (136 lm/W) - Down 21W/m Up 15W/m 5	Casambi 5	

Code: 5

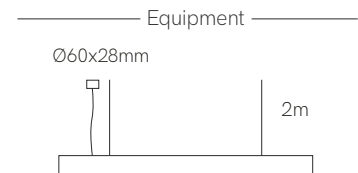
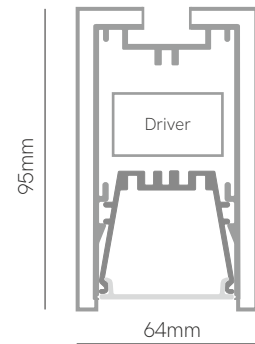


ⓘ Consult delivery terms and conditions.
*Create your code according to your preferences.





Forest



Control accessories pages 282-289.

*Finished luminaire. Includes suspension kit and power cable.



Technical Information

Power	31W / 38W / 46W / 53W
Lumens	3.472 lm - 7.208 lm
Installation	Pendant
Material	Aluminium
PCB	Rigid

Code	Diffuser (Angle)	Size	CCT (lm/W) - Power/m	Driver	Colour
Code 4	UGR (81°) 3	1.155mm 3	2.700K (112 lm/W) - 27W/m 2	On / Off 1	⊙ Wood 8
	Opal (112°) 5	1.435mm 4	3.000K (128 lm/W) - 27W/m 3	Dali 2	
		1.715mm 5	4.000K (136 lm/W) - 27W/m 4	Push 3	
		1.995mm 6	5.000K (136 lm/W) - 27W/m 5	Casambi 5	
			2.700-5.500K (105 lm/W) - 20W/m 9	Tuya 7	

Code: **4** **8**



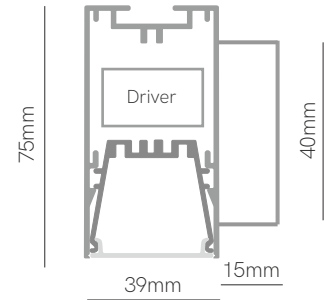
⊙ Consult delivery terms and conditions.

*Create your code according to your preferences. CCT 2.700-5.500K only works with driver 5 Casambi and 7 Tuya.





Time wall sensor



*Finished luminaire. Includes power supply, base wall and end caps.

Technical Information

Power	15W / 23W / 31W
Lumens	1.680 lm - 4.216 lm
Installation	Wall
Material	Aluminium
PCB	Rigid


Code	Diffuser (Angle)	Size	CCT (lm/W) - Power/m	Driver	Colour
Code 8	Opal (112°) 1	570mm 1	2.700K (112 lm/W) - 27W/m 2	PIR 0	<input type="checkbox"/> White (9003) 1
		840mm 2	3.000K (128 lm/W) - 27W/m 3		<input checked="" type="checkbox"/> Black (9005) 2
		1.130mm 3	4.000K (136 lm/W) - 27W/m 4		<input type="checkbox"/> Gray (9006) 3
			5.000K (136 lm/W) - 27W/m 5		<input type="checkbox"/> Custom RAL C
					<input type="checkbox"/> Electrolytic Plating

Code: **8** **1** **0**

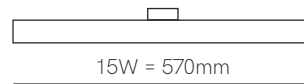
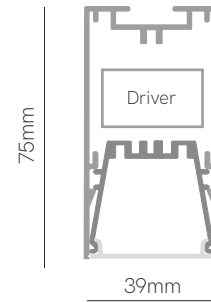


Consult delivery terms and conditions.
*Create your code according to your preferences.





Time track



Control accessories pages 282-289.

*Finished luminaire.



Technical Information

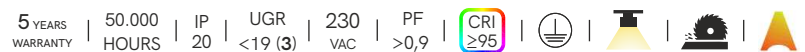
Power	15W / 23W / 31W
Lumens	1.680 lm - 4.216 lm
Installation	Three Phase Track
Material	Aluminium
PCB	Rigid

Code	Diffuser (Angle)	Size	CCT (lm/W) - Power/m	Driver	Colour
Code 8	UGR (81°) 3	570mm 4	2.700K (112 lm/W) - 27W/m 2	On / Off 4	<input type="checkbox"/> White (9003) 1
	Opal (112°) 5	840mm 6	3.000K (128 lm/W) - 27W/m 3	Casambi 6	<input checked="" type="checkbox"/> Black (9005) 2
		1.130mm 8	4.000K (136 lm/W) - 27W/m 4		<input type="checkbox"/> Custom RAL C
			5.000K (136 lm/W) - 27W/m 5		<input type="checkbox"/> Electrolytic Plating

Code: **8**



Consult delivery terms and conditions.
*Create your code according to your preferences.

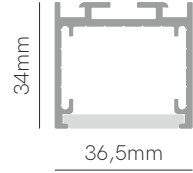




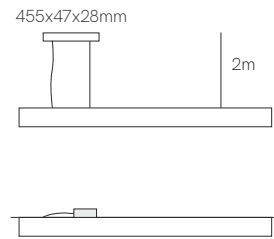
Arce Pharmacy, A Coruña (Spain). Design: Sabina Arquitectos. Lighting Design: Pérez Antolín. Photography: Paco Rocha.

New

Kubo



Equipment



Control accessories pages 282-289.

*Finished luminaire. Includes driver, suspension kit, ceiling suspension, power cable and end caps.



Technical Information

Power	31W / 38W / 46W / 54W
Lumens	3.100 lm - 6.264 lm
Installation	Surface / Pendant
Material	Aluminium
PCB	Rigid / RGB-W Flex

Code	Diffuser (Angle)	Size	CCT (lm/W) - Power/m	Driver	Colour
Code 7	Opal (100°) 5	1.130mm 3	2.700K (100 lm/W) - 27W/m 2	On / Off 1	<input type="checkbox"/> White (9003) 1
		1.410mm 4	3.000K (105 lm/W) - 27W/m 3	Dali 2	<input type="checkbox"/> Black (9005) 2
		1.690mm 5	4.000K (111 lm/W) - 27W/m 4	Push 3	<input checked="" type="checkbox"/> Custom RAL C
		1.970mm 6	5.000K (116 lm/W) - 27W/m 5	Casambi 5	<input checked="" type="checkbox"/> Electrolytic Plating
			RGB-W (100 lm/W) - 20W/m 8	Tuya 7	
			2.700-5.500K (105 lm/W) - 40W/m 9		

Code: **7** **5**

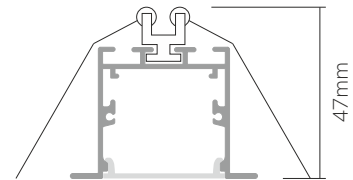
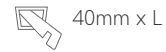
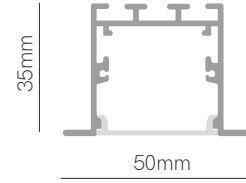



ⓘ Consult delivery terms and conditions.

*Create your code according to your preferences. RGB-W and CCT 2.700-5.500K only works with driver 5 Casambi and 7 Tuya.



Kubo E



Control accessories pages 282-289.

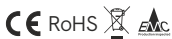
*Finished luminaire. Includes driver, spring clips, power cable and end caps.

Technical Information

Power	31W / 38W / 46W / 54W
Lumen	3.100 lm - 6.264 lm
Installation	Recessed
Material	Aluminium
PCB	Rigid / RGB-W Flex

Code	Diffuser (Angle)	Size	CCT (lm/W) - Power/m	Driver	Colour
Code 5	Opal (100°) 5	1.130mm 3	2.700K (100 lm/W) - 27W/m 2	On / Off 1	<input type="checkbox"/> White (9003) 1
		1.410mm 4	3.000K (105 lm/W) - 27W/m 3	Dali 2	<input checked="" type="checkbox"/> Black (9005) 2
		1.690mm 5	4.000K (111 lm/W) - 27W/m 4	Push 3	<input checked="" type="checkbox"/> Custom RAL C
		1.970mm 6	5.000K (116 lm/W) - 27W/m 5	Casambi 5	
			RGB-W (100 lm/W) - 20W/m 8	Tuya 7	
			2.700-5.500K (105 lm/W) - 40W/m 9		

Code: **5** **5**



Consult delivery terms and conditions.

*Create your code according to your preferences. RGB-W and CCT 2.700-5.500K only works with driver 5 Casambi and 7 Tuya.



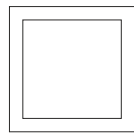
Dental Clinic Eva Flores, El Prat de Llobregat (Spain). Design: Meumstudio.






New

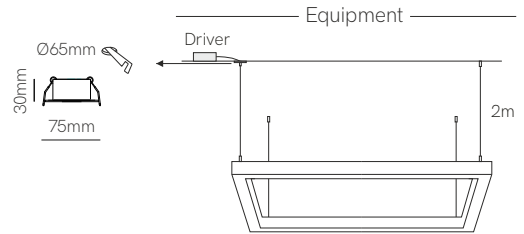
Mirror



600x600mm



600x1.050mm



Control accessories pages 282-289.

*Finished luminaire. Includes driver, suspension kit, power cable and end caps.




Technical Information

Power	85W / 94W
Lumens	8.500 lm - 10.434 lm
Installation	Pendant
Material	Aluminium
PCB	Rigid / RGB-W Flex

Code	Diffuser	Size	CCT (lm/W) - Power/m	Driver	Colour
Code 7	Opal 8	600x600mm 2	2.700K (100 lm/W) - 25W/m 2	On / Off 1	<input type="checkbox"/> White (9003) 1
		600x1.050mm 9	3.000K (105 lm/W) - 25W/m 3	Dali 2	<input type="checkbox"/> Black (9005) 2
			4.000K (111 lm/W) - 25W/m 4	Push 3	<input checked="" type="checkbox"/> Custom RAL C
			RGB-W (100 lm/W) - 20W/m 8	Casambi 5	<input checked="" type="checkbox"/> Electrolytic Plating
			2.700-5.500K (105 lm/W) - 22W/m 9	Tuya 7	

Code: **7** **8**



ⓘ Consult delivery terms and conditions.

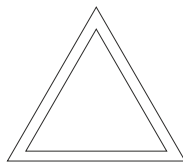
*Create your code according to your preferences. RGB-W and CCT 2.700-5.500K only works with driver 5 Casambi and 7 Tuya.



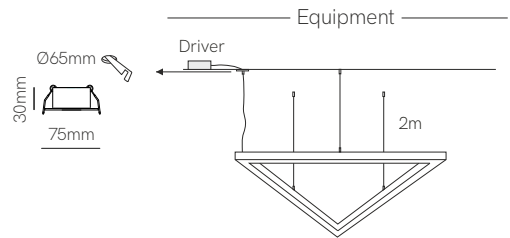


New

Tax



600x600x600mm / 840x840x840mm



Control accessories pages 282-289.

*Finished luminaire. Includes driver, suspension kit, power cable and end caps.

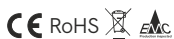


Technical Information

Power	52W / 64W
Lumens	5.200 lm - 7.104 lm
Installation	Pendant
Material	Aluminium
PCB	Rigid / RGB-W Flex

Code	Diffuser	Size	CCT (lm/W) - Power/m	Driver	Colour
Code 7	Opal 2	600mm 4	2.700K (100 lm/W) - 25W/m 2	On / Off 1	<input type="checkbox"/> White (9003) 1
		840mm 8	3.000K (105 lm/W) - 25W/m 3	Dali 2	<input type="checkbox"/> Black (9005) 2
			4.000K (111 lm/W) - 25W/m 4	Push 3	<input checked="" type="checkbox"/> Custom RAL C
			RGB-W (100 lm/W) - 20W/m 8	Casambi 5	<input checked="" type="checkbox"/> Electrolytic Plating
			2.700-5.500K (105 lm/W) - 22W/m 9	Tuya 7	

Code: **7 2**



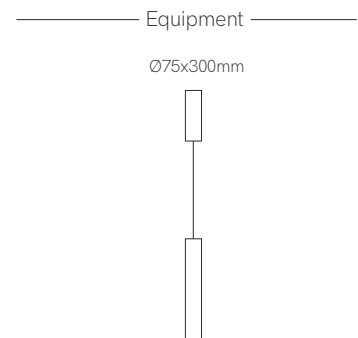
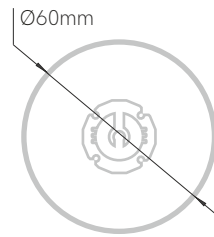
ⓘ Consult delivery terms and conditions.

*Create your code according to your preferences. RGB-W and CCT 2.700-5.500K only works with driver 5 Casambi and 7 Tuya.





Filter



Control accessories pages 282-289.

*Finished luminaire. Includes suspension kit, power cable and end caps.

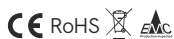


Technical Information

Power	32W - 120W
Lumens	3.200 lm - 13.320 lm
Installation	Pendant
Material	Aluminium
Material	Rigid

Code	Diffuser (Angle)	Size	CCT (lm/W) - Power/m	Driver	Colour
Code 3	Opal (360°) 7	800mm 3	2.700K (100 lm/W) - 40W/m 2	On / Off 1	<input type="checkbox"/> White (9003) 1
		1.200mm 5	3.000K (105 lm/W) - 40W/m 3	Dali 2	<input type="checkbox"/> Black (9005) 2
		1.600mm 7	4.000K (111 lm/W) - 40W/m 4	Push 3	<input checked="" type="checkbox"/> Custom RAL C
		2.000mm 9	RGB (58 lm/W) - 60W/m 7	Casambi 5	
				Tuya 7	

Code: **3 7** [] [] [] [] []



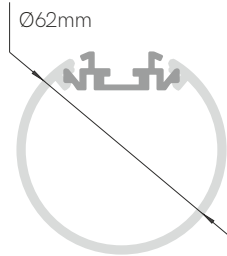
ⓘ Consult delivery terms and conditions.

*Create your code according to your preferences. RGB only works with driver 5 Casambi and 7 Tuya.

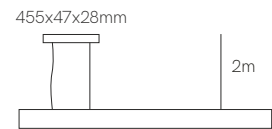




Tubi



Equipment



Control accessories pages 282-289.

*Finished luminaire. Includes suspension kit, power cable and end caps (aluminium).

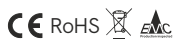


Technical Information

Power	35W / 44W / 53W / 62W
Lumens	3.500 lm - 8.432 lm
Installation	Pendant
Material	Aluminium
PCB	Rigid

Code	Diffuser (Angle)	Size	CCT (lm/W) - Power/m	Driver	Colour
Code 7	Opal (270°) 1	1.130mm 3	2.700K (100 lm/W) - 31W/m 2	On / Off 1	<input type="checkbox"/> White (9003) 1
		1.410mm 4	3.000K (128 lm/W) - 31W/m 3	Dali 2	<input type="checkbox"/> Black (9005) 2
		1.690mm 5	4.000K (136 lm/W) - 31W/m 4	Push 3	<input checked="" type="checkbox"/> Custom RAL C
		1.970mm 6	5.000K (136 lm/W) - 31W/m 5	Casambi 5	
			RGB-W (100 lm/W) - 31W/m 8	Tuya 7	
			2.700-5.500K (105 lm/W) - 31W/m 9		

Code: **7** **1**



ⓘ Consult delivery terms and conditions.

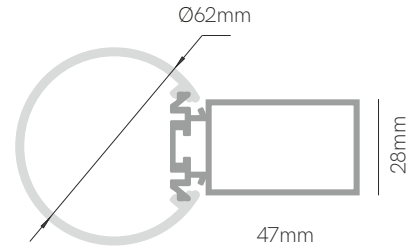
*Create your code according to your preferences. RGB-W and CCT 2.700-5.500K only works with driver 5 Casambi and 7 Tuya.





New

Tubi wall



Control accessories pages 282-289.

*Finished luminaire. Includes base wall and end caps (aluminium).

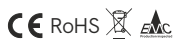


Technical Information

Power	35W / 44W / 53W
Lumens	3.500 lm - 5.883 lm
Installation	Wall
Material	Aluminium
PCB	Rigid

Code	Diffuser (Angle)	Size	CCT (lm/W) - Power/m	Driver	Colour
Code 7	Opal (270°) 9	1.130mm 3	2.700K (100 lm/W) - 31W/m 2	On / Off 1	□ White (9003) 1
		1.410mm 4	3.000K (105 lm/W) - 31W/m 3	Dali 2	■ Black (9005) 2
		1.690mm 5	4.000K (111 lm/W) - 31W/m 4	Push 3	🌈 Custom RAL C
			RGB-W (100 lm/W) - 31W/m 8	Casambi 5	
			2.700-5.500K (105 lm/W) - 31W/m 9	Tuya 7	


Code: **7** **9** ■ ■ ■ ■ ■



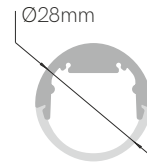
ⓘ Consult delivery terms and conditions.

*Create your code according to your preferences. RGB-W and CCT 2.700-5.500K only works with driver 5 Casambi and 7 Tuya.

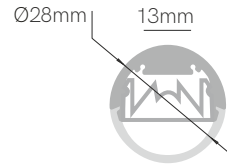




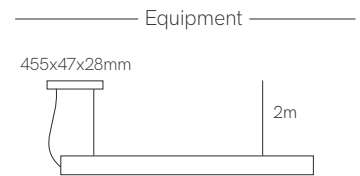
Grip



Opal



Angle 30° / Transparent



Control accessories pages 282-289.

*Finished luminaire. Includes suspension kit, power cable and end caps.




Technical Information

Power	26W / 33W / 39W / 46W
Lumens	2.522 lm - 4.968 lm
Installation	Pendant
Material	Aluminium
PCB	Flex

Code	Diffuser (Angle)	Size	CCT (lm/W) - Power/m	Driver	Colour
Code 2	Opal 4	1.130mm 3	2.700K (97 lm/W) - 22W/m 2	On / Off 1	■ Black (9005) 2
	30° / Transparent 8	1.410mm 4	3.000K (103 lm/W) - 22W/m 3	Dali 2	🌈 Custom RAL C
		1.690mm 5	4.000K (108 lm/W) - 22W/m 4	Push 3	
		1.970mm 6	RGB (100 lm/W) - 20W/m 8	Casambi 5	
			2.700-5.500K (105 lm/W) - 20W/m 9	Tuya 7	

Code: **2** ■ ■ ■ ■ ■ **2**



ⓘ Consult delivery terms and conditions.

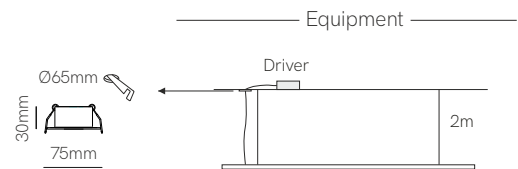
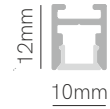
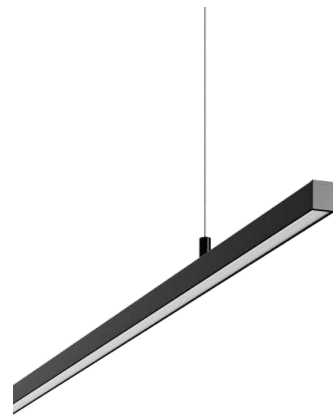
*Create your code according to your preferences. RGB and CCT 2.700-5.500K only works with driver 5 Casambi and 7 Tuya.





New

Nyneto



Control accessories pages 282-289.

*Finished luminaire. Includes power supply, suspension kit, power cable and end caps.

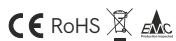


Technical Information

Power	16W / 20W / 24W / 28W
Lumens	896 lm - 1.848 lm
Installation	Pendant
Material	Aluminium
PCB	Flex

Code	Diffuser	Size	CCT (lm/W) - Power/m	Driver	Colour
Code 8	Opal 8	1.120mm 3	2.700K (56 lm/W) - 15W/m 2	On / Off 1	<input type="checkbox"/> White (9003) 1
		1.410mm 4	3.000K (61 lm/W) - 15W/m 3	Dali 2	<input type="checkbox"/> Black (9005) 2
		1.690mm 5	4.000K (66 lm/W) - 15W/m 4	Push 3	Custom RAL C
		1.970mm 6		Casambi 5	
				Tuya 7	

Code: **8 8**



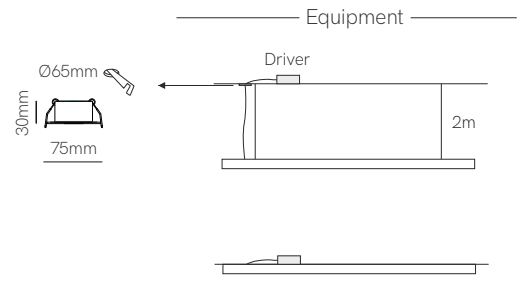
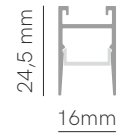

Consult delivery terms and conditions.
*Create your code according to your preferences.





New

Minimus



Control accessories pages 282-289.

*Finished luminaire. Includes power supply, suspension kit, ceiling suspension, power cable and end caps.




Technical Information

Power	25W / 31W / 37W / 43W
Lumens	2.425 lm - 4.644 lm
Installation	Surface / Pendant
Material	Aluminium
PCB	Rigid


Code	Diffuser (Angle)	Size	CCT (lm/W) - Power/m	Driver	Colour
Code 5	Opal prism (100°) 8	1.170mm 2	2.700K (97 lm/W) - 22W/m 2	On / Off 1	<input type="checkbox"/> White (9003) 1
		1.420mm 4	3.000K (103 lm/W) - 22W/m 3	Dali 2	<input checked="" type="checkbox"/> Black (9005) 2
		1.720mm 6	4.000K (108 lm/W) - 22W/m 4	Push 3	<input checked="" type="checkbox"/> Custom RAL C
		1.970mm 8		Casambi 5	
				Tuya 7	

Code: **5** **8**



ⓘ Consult delivery terms and conditions.
*Create your code according to your preferences.

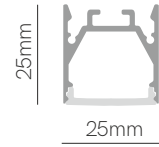




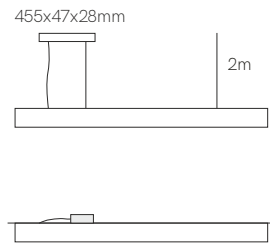
▶ VIDEO



Dau



Equipment



Control accessories pages 282-289.

*Finished luminaire. Includes power supply, suspension kit, ceiling suspension, power cable and end caps.



Technical Information

Power	18W / 23W / 26W / 30W
Lumens	1.800 lm - 3.420 lm
Installation	Surface / Pendant
Material	Aluminium
PCB	Flex

Code	Diffuser (Angle)	Size	CCT (lm/W) - Power/m	Driver	Colour
Code 1	Opal (110°) 5	1.170mm 3	2.700K (100 lm/W) - 15W/m 2	On / Off 1	<input type="checkbox"/> White (9003) 1
		1.420mm 4	3.000K (105 lm/W) - 15W/m 3	Dali 2	<input type="checkbox"/> Black (9005) 2
		1.720mm 5	4.000K (111 lm/W) - 15W/m 4	Push 3	<input checked="" type="checkbox"/> Custom RAL C
		1.970mm 6	5.000K (114 lm/W) - 15W/m 5	Casambi 5	
			RGB-W (100 lm/W) - 20W/m 8	Tuya 7	
			2.700-5.500K (105 lm/W) - 20W/m 9		

Code: **1** **5**

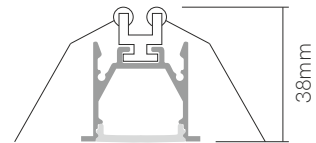
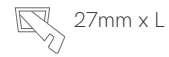
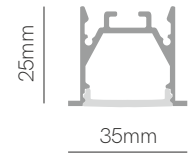


ⓘ Consult delivery terms and conditions.

*Create your code according to your preferences. RGB-W and CCT 2.700-5.500K only works with driver 5 Casambi and 7 Tuya.



Dau E



Control accessories pages 282-289.

*Finished luminaire. Includes power supply, spring clips, power cable and end caps.

Technical Information

Power	18W / 23W / 26W / 30W
Lumens	1.800 lm - 3.420 lm
Installation	Recessed
Material	Aluminium
PCB	Flex

Code	Diffuser (Angle)	Size	CCT (lm/W) - Power/m	Driver	Colour
Code 1	Opal (110°) 6	1.170mm 3	2.700K (100 lm/W) - 15W/m 2	On / Off 1	<input type="checkbox"/> White (9003) 1
		1.420mm 4	3.000K (105 lm/W) - 15W/m 3	Dali 2	<input checked="" type="checkbox"/> Black (9005) 2
		1.720mm 5	4.000K (111 lm/W) - 15W/m 4	Push 3	<input checked="" type="checkbox"/> Custom RAL C
		1.970mm 6	5.000K (114 lm/W) - 15W/m 5	Casambi 5	
			RGB-W (100 lm/W) - 20W/m 8	Tuya 7	
			2.700-5.500K (105 lm/W) - 20W/m 9		

Code: **1** **6**



Consult delivery terms and conditions.


*Create your code according to your preferences. RGB-W and CCT 2.700-5.500K only works with driver 5 Casambi and 7 Tuya.








Square

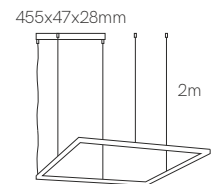


530 x 530mm



530 x 1.030mm

Equipment



Control accessories pages 282-289.

*Finished luminaire. Includes suspension kit, power cable and end caps.

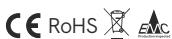


Technical Information

Power	43W / 62W
Lumens	4.300 lm - 6.882 lm
Installation	Pendant
Material	Aluminium
PCB	Flex

Code	Diffuser (Angle)	Size	CCT (lm/W) - Power/m	Driver	Colour
Code 3	Opal (110°) 3	530 x 530mm 4	2.700K (100 lm/W) - 20W/m 2	On / Off 1	□ White (9003) 1
		530 x 1.030mm 8	3.000K (105 lm/W) - 20W/m 3	Push 3	■ Black (9005) 2
			4.000K (111 lm/W) - 20W/m 4	Casambi 5 ⓘ	■ Matt Gold 4
			RGB-W (100 lm/W) - 20W/m 8	Tuya 7 ⓘ	■ Silver 5
			2.700-5.500K (105 lm/W) - 20W/m 9		ⓘ Custom RAL C

Code: **3 3** ■ ■ ■ ■ ■



ⓘ Consult delivery terms and conditions.

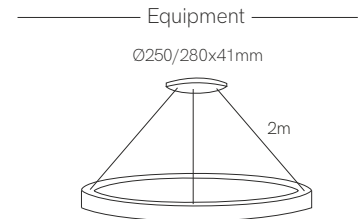
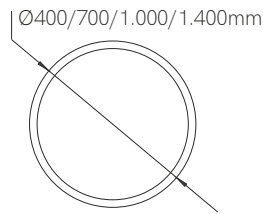

*Create your code according to your preferences. RGB-W and CCT 2.700-5.500K only works with driver 5 Casambi and 7 Tuya.





New

Zero in



Control accessories pages 282-289.

*Finished luminaire. Includes power supply, suspension kit and power cable.

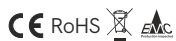


Technical Information

Power	26W / 44W / 63W / 96W
Lumens	1.560 lm - 6.912 lm
Installation	Pendant
Material	Aluminium
PCB	Flex

Code	Diffuser	Size	CCT (lm/W) - Power/m	Driver	Colour
Code 1	Opal 2	400mm 2	2.700K (60 lm/W) - 22W/m 2	On / Off 1	<input type="checkbox"/> White (9003) 1
		700mm 4	3.000K (66 lm/W) - 22W/m 3	Dali 2	<input type="checkbox"/> Black (9005) 2
		1.000mm 6	4.000K (72 lm/W) - 22W/m 4	Push 3 ⓘ	<input type="checkbox"/> Matt Gold 4
		ⓘ 1.400mm 8	RGB-W (50 lm/W) - 22W/m 8	Casambi 5 ⓘ	<input type="checkbox"/> Silver 5
			2.700-5.500K (70 lm/W) - 22W/m 9	Tuya 7 ⓘ	<input type="checkbox"/> Custom RAL C

Code: **1** **2**



ⓘ Consult delivery terms and conditions.

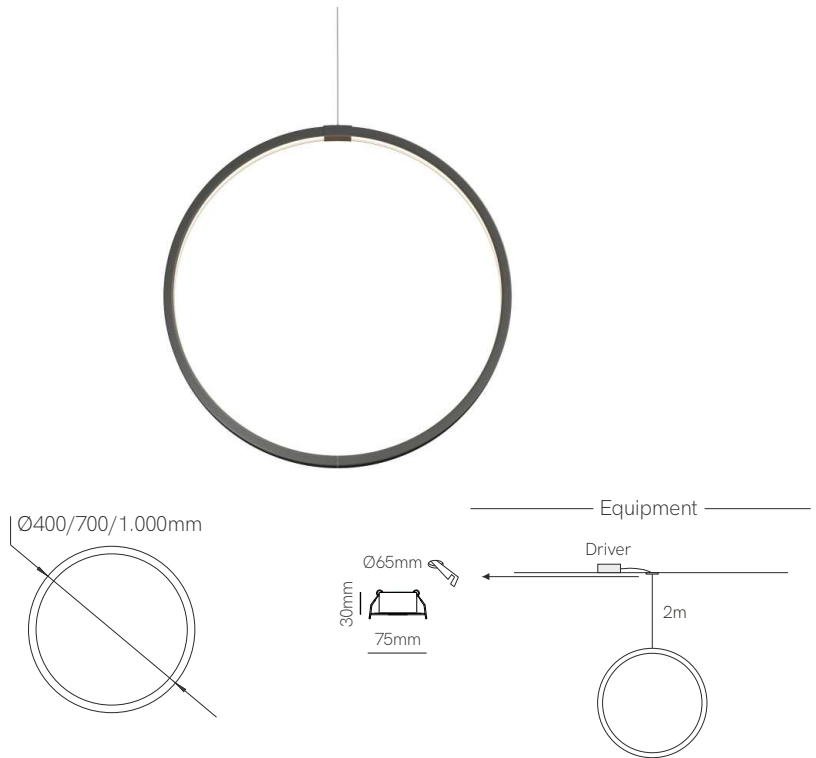
*Create your code according to your preferences. RGB-W and CCT 2.700-5.500K only works with driver 5 Casambi and 7 Tuya.





New

Circus



Control accessories pages 282-289.

*Finished luminaire. Includes power supply, suspension kit and power cable.

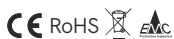


Technical Information

Power	26W / 44W / 63W
Lumens	1.560 lm - 4.536 lm
Installation	Pendant
Material	Aluminium
Material	Flex

Code	Diffuser	Size	CCT (lm/W) - Power/m	Driver	Colour
Code 1	Opal 0	400mm 2	2.700K (60 lm/W) - 22W/m 2	On / Off 1	<input type="checkbox"/> White (9003) 1
		700mm 4	3.000K (66 lm/W) - 22W/m 3	Dali 2	<input type="checkbox"/> Black (9005) 2
		1.000mm 6	4.000K (72 lm/W) - 22W/m 4	Push 3 ⓘ	<input type="checkbox"/> Matt Gold 4
			RGB-W (50 lm/W) - 22W/m 8	Casambi 5 ⓘ	<input type="checkbox"/> Silver 5
			2.700-5.500K (70 lm/W) - 22W/m 9	Tuya 7 ⓘ	<input type="checkbox"/> Custom RAL C
					<input type="checkbox"/> Electrolytic Plating ⓘ

Code: **1 0**



ⓘ Consult delivery terms and conditions.

*Create your code according to your preferences. RGB-W and CCT 2.700-5.500K only works with driver 5 Casambi and 7 Tuya.



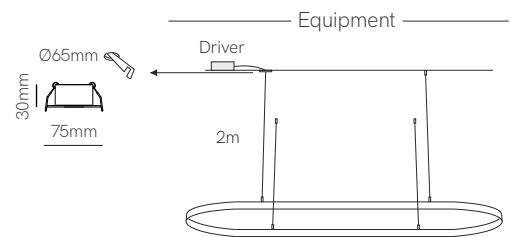
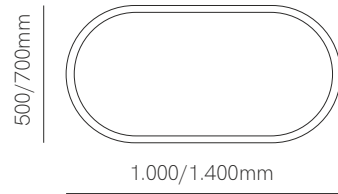


Electrolytic Plating satin copper
On demand



New

Tundra



Control accessories pages 282-289.

*Finished luminaire. Includes power supply, suspension kit and power cable.




Technical Information

Power	56W / 81W
Lumens	3.360 lm - 5.832 lm
Installation	Pendant
Material	Aluminium
PCB	Flex

Code	Diffuser	Size	CCT (lm/W) - Power/m	Driver	Colour
Code 8	Opal 6	500 x 1.000mm 4	2.700K (60 lm/W) - 22W/m 2	On / Off 1	White (9003) 1
		700 x 1.400mm 6	3.000K (66 lm/W) - 22W/m 3	Dali 2	Black (9005) 2
			4.000K (72 lm/W) - 22W/m 4	Push 3	Matt Gold 4
			RGB-W (50 lm/W) - 22W/m 8	Casambi 5	Silver 5
			2.700-5.500K (70 lm/W) - 22W/m 9	Tuya 7	Custom RAL C
					Electrolytic Plating

Code: **8** **6**



Consult delivery terms and conditions.

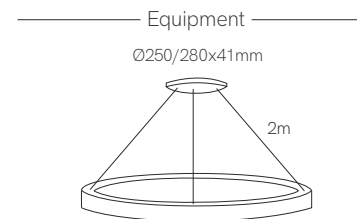
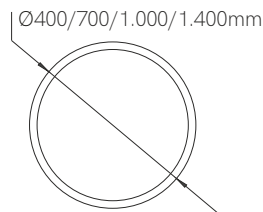

*Create your code according to your preferences. RGB-W and CCT 2.700-5.500K only works with driver 5 Casambi and 7 Tuya.





New

Zero out



Control accessories pages 282-289.

*Finished luminaire. Includes power supply, suspension kit and power cable.




Technical Information

Power	26W / 44W / 63W / 96W
Lumens	1.560 lm - 6.912 lm
Installation	Pendant
Material	Aluminium
PCB	Flex

Code	Diffuser	Size	CCT (lm/W) - Power/m	Driver	Colour
Code 1	Opal 4	400mm 2	2.700K (60 lm/W) - 22W/m 2	On / Off 1	White (9003) 1
		700mm 4	3.000K (66 lm/W) - 22W/m 3	Dali 2	Black (9005) 2
		1.000mm 6	4.000K (72 lm/W) - 22W/m 4	Push 3	Matt Gold 4
		1.400mm 8	RGB-W (50 lm/W) - 22W/m 8	Casambi 5	Silver 5
			2.700-5.500K (70 lm/W) - 22W/m 9	Tuya 7	Custom RAL C

Code: 1 4



ⓘ Consult delivery terms and conditions.

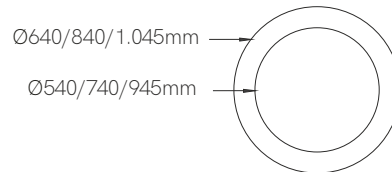
*Create your code according to your preferences. RGB-W and CCT 2.700-5.500K only works with driver 5 Casambi and 7 Tuya.





New

Zero XL



Control accessories pages 282-289.

*Finished luminaire. Includes power supply, suspension kit and power cable.

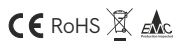


Technical Information

Power	78W / 105W / 131W
Lumens	5.850 lm - 10.349 lm
Installation	Pendant
Material	Aluminium
PCB	Rigid

Code	Diffuser	Size	CCT (lm/W) - Power/m	Driver	Colour
Code 1	Opal 3	640mm 2	3.000K (75 lm/W) - 39W/m 3	On / Off 1	White (9003) 1
		840mm 5	4.000K (79 lm/W) - 39W/m 4	Dali 2	Black (9005) 2
		1.045mm 6		Push 3	Gray (9006) 3
				Casambi 5	

Code: 1 3



*Create your code according to your preferences.



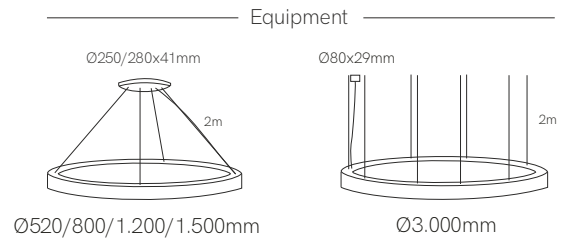
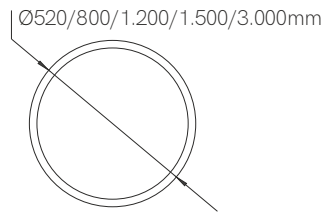
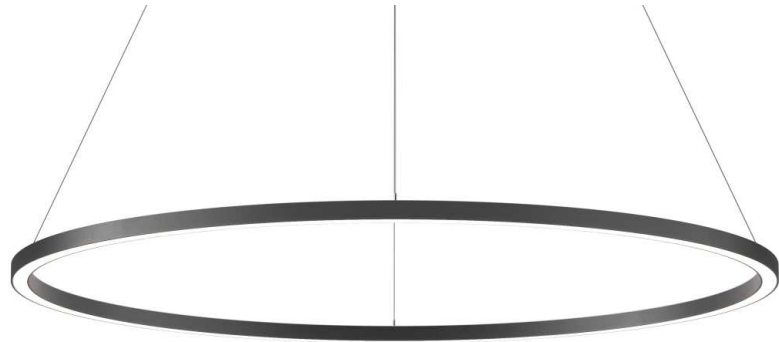






Grand Cafe Lust, Nijkerk (The Netherlands). Design: MoreSenz Albert van den Akker.

Zero direct



Control accessories pages 282-289.

*Finished luminaire. Includes power supply, suspension kit and power cable.



Technical Information

Power	35W / 55W / 75W / 94W / 189W
Lumens	2.100 lm - 14.742 lm
Installation	Pendant
Material	Aluminium
PCB	Flex

Code	Diffuser	Size	CCT (lm/W) - Power/m	Driver	Colour
Code 1	Opal 7	520mm 0	2.700K (66 lm/W) - 22W/m 2	On / Off 1	White (9003) 1
		800mm 2	3.000K (72 lm/W) - 22W/m 3	Dali 2	Black (9005) 2
		1.200mm 6	4.000K (78 lm/W) - 22W/m 4	Push 3	Matt Gold 4
		1.500mm 8	2.700-5.500K (70 lm/W) - 22W/m 9	Casambi 5	Silver 5
		3.000mm 9		Tuya 7	Custom RAL C
		Custom C			Electrolytic Plating


Code: 1 7



ⓘ Consult delivery terms and conditions.

*Create your code according to your preferences. RGB-W and CCT 2.700-5.500K only works with driver 5 Casambi and 7 Tuya.





FITSEVENELEVEN®, Club Frankfurt Airport.



FITSEVENELEVEN® Club Frankfurt Airport.

▶ VIDEO



Zero Design

Zero 45°

Code	Diffuser	Size	CCT (lm/W) - Power/m	Voltage	Colour
Code Z	Opal 1	800mm 1	2.700K (66 lm/w) - 22W/m 2	24VDC 0	<input type="checkbox"/> White (9003) 1
		1.500mm 4	3.000K (72 lm/w) - 22W/m 3		<input type="checkbox"/> Black (9005) 2
		3.000mm 7	4.000K (78 lm/w) - 22W/m 4		① <input type="checkbox"/> Matt Gold 4
			CCT (70 lm/w) - 22W/m 9		① <input type="checkbox"/> Silver 5
					① <input type="checkbox"/> Custom RAL C
					① <input type="checkbox"/> Electrolytic Plating

900 - 1.500 - 3.000mm

Code: **Z 1** **0**

Zero 90°

Code	Diffuser	Size	CCT (lm/W) - Power/m	Voltage	Colour
Code Z	Opal 1	800mm 2	2.700K (66 lm/w) - 22W/m 2	24VDC 0	<input type="checkbox"/> White (9003) 1
		1.500mm 5	3.000K (72 lm/w) - 22W/m 3		<input type="checkbox"/> Black (9005) 2
			4.000K (78 lm/w) - 22W/m 4		① <input type="checkbox"/> Matt Gold 4
			CCT (70 lm/w) - 22W/m 9		① <input type="checkbox"/> Silver 5
					① <input type="checkbox"/> Custom RAL C
					① <input type="checkbox"/> Electrolytic Plating

900 - 1.500mm

Code: **Z 1** **0**

Zero 90°

Code	Diffuser	Size	CCT (lm/W) - Power/m	Voltage	Colour
Code Z	Opal 1	Extern (1.500mm) 3	2.700K (66 lm/w) - 22W/m 2	24VDC 0	<input type="checkbox"/> White (9003) 1
		Intern (1.500mm) 6	3.000K (72 lm/w) - 22W/m 3		<input type="checkbox"/> Black (9005) 2
			4.000K (78 lm/w) - 22W/m 4		① <input type="checkbox"/> Matt Gold 4
			CCT (70 lm/w) - 22W/m 9		① <input type="checkbox"/> Silver 5
					① <input type="checkbox"/> Custom RAL C
					① <input type="checkbox"/> Electrolytic Plating

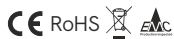
1.500mm

Code: **Z 1** **0**

Control accessories pages 282-289.

① Consult delivery terms and conditions.

*Create your luminaire according to your preferences.





Zero 180°

Code	Diffuser	Size	CCT (lm/W) - Power/m	Voltage	Colour
Code Z	Opal 1	800mm 8	2.700K (66 lm/w) - 22W/m 2	24VDC 0	<input type="checkbox"/> White (9003) 1
		1.500mm 9	3.000K (72 lm/w) - 22W/m 3		<input type="checkbox"/> Black (9005) 2
			4.000K (78 lm/w) - 22W/m 4		<input type="radio"/> <input type="checkbox"/> Matt Gold 4
			CCT (70 lm/w) - 22W/m 9		<input type="radio"/> <input type="checkbox"/> Silver 5
					<input type="radio"/> <input type="checkbox"/> Custom RAL C
					<input type="radio"/> <input type="checkbox"/> Electrolytic Plating

900 - 1.500mm

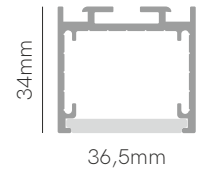
Code: **Z 1** **0**

Zero line

Code	Diffuser	Size	CCT (lm/W) - Power/m	Voltage	Colour
Code Z	Opal 1	2.500mm 0	2.700K (66 lm/w) - 22W/m 2	24VDC 0	<input type="checkbox"/> White (9003) 1
			3.000K (72 lm/w) - 22W/m 3		<input type="checkbox"/> Black (9005) 2
			4.000K (78 lm/w) - 22W/m 4		<input type="radio"/> <input type="checkbox"/> Matt Gold 4
			CCT (70 lm/w) - 22W/m 9		<input type="radio"/> <input type="checkbox"/> Silver 5
					<input type="radio"/> <input type="checkbox"/> Custom RAL C
					<input type="radio"/> <input type="checkbox"/> Electrolytic Plating

2.500mm

Code: **Z 1** **0**



On demand.

*Create your code according to your preferences. CCT 2.700-5.500K only works with driver Casambi and Tuya.. Accessories on page 158-159.

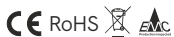
Accessories

End Cap	Suspension Kit Metallic (m)	Ceiling suspension	Kit Joint Metallic
<input type="checkbox"/> 40631	<input type="checkbox"/> 34720	<input type="checkbox"/> 40430	<input type="checkbox"/> 40490
<input type="checkbox"/> 40632	<input type="checkbox"/> 34721		<input type="checkbox"/> 40491
<input type="checkbox"/> 40634	<input type="checkbox"/> 34722		<input type="checkbox"/> 40492
<input type="checkbox"/> 40635			



Control accessories pages 282-289.

Consult delivery terms and conditions.

*Create your luminaire according to your preferences.





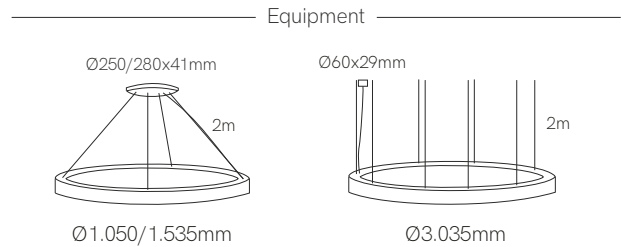
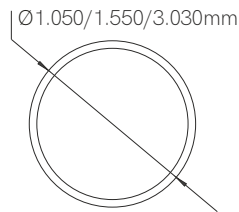








Zero dual



Control accessories pages 282-289.

*Finished luminaire. Includes power supply, suspension kit and power cable.



Technical Information

Power	107W / 162W / 325W
Lumens	5.457 lm - 17.225 lm
Installation	Pendant
Material	Aluminium
PCB	Flex

Code	Diffuser	Size	CCT (lm/W) - Power/m	Driver	Colour
Code 1	Opal 8	1.050mm 3	3.000K (55 lm/W) - 20W/m 3	On / Off 1	<input type="checkbox"/> White (9003) 1
		1.550mm 8	4.000K (58 lm/W) - 20W/m 4	Dali 2	<input checked="" type="checkbox"/> Black (9005) 2
		3.050mm 9		Push 3 ⓘ	<input checked="" type="checkbox"/> Custom RAL C
				Casambi 5	
				Tuya 7	

Code: **1 8** ■ ■ ■ ■ ■



ⓘ Consult delivery terms and conditions.
*Create your code according to your preferences.



Kaa

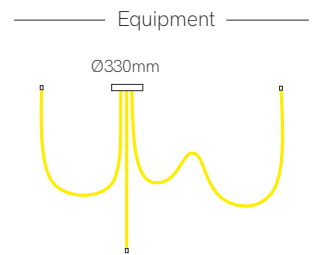


Kaa line



New

Kaa



Control accessories pages 282-289.

*Finished luminaire. Includes power supply, suspension kit, power cable and end caps.





Technical Information

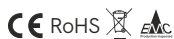
Power	90W / 180W / 300W
Lumens	5.400 lm - 21.900 lm
Installation	Pendant
Material	Aluminium and silicone

Code	Size (Led)	CCT (lm/W) - Power/m	Driver	Colour
Code 76	3 x 1.500mm Ⓢ 1	2.400K (60 lm/W) - 20W/m 1	On / Off 1	<input type="checkbox"/> White (9003) 1
	3 x 3.000mm Ⓢ 3	2.700K (65 lm/W) - 20W/m 2	Dali 2	<input checked="" type="checkbox"/> Black (9005) 2
	3 x 5.000mm Ⓢ 5	3.000K (69 lm/W) - 20W/m 3	Push 3 Ⓢ	<input checked="" type="checkbox"/> Custom RAL C
		4.000K (73 lm/W) - 20W/m 4	Casambi 5	
		RGB-W (41 lm/W) - 20W/m 7	Tuya 7	
		2.700-5.500K (70 lm/W) - 20W/m 9		

Code: **7 6**

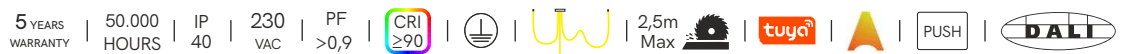
Ⓢ Included accessories

Suspension kit		1 x 3	+	Clip		1 x 3
		3 x 6				3 x 6
		5 x 9				5 x 9



Ⓢ Consult delivery terms and conditions.

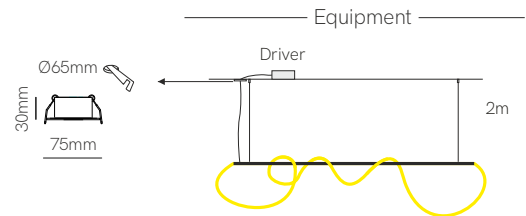

*Create your code according to your preferences. RGB-W and CCT 2.700-5.500K only works with driver 5 Casambi and 7 Tuya.





New

Kaa line



Control accessories pages 282-289.

*Finished luminaire. Includes power supply, suspension kit and power.




Technical Information

Power	30W / 60W / 100W
Lumens	1.800 lm - 7.300 lm
Installation	Pendant
Material	Aluminium and silicone

Code	Size (Stick + Led)	CCT (lm/W) - Power/m	Driver	Colour (stick)
Code 74	1.000 + 1.500mm 1	2.400K (60 lm/W) - 20W/m 1	On / Off 1	<input type="checkbox"/> White (9003) 1
	1.600 + 3.000mm 3	2.700K (65 lm/W) - 20W/m 2	Dali 2	<input type="checkbox"/> Black (9005) 2
	2.500 + 5.000mm 5	3.000K (69 lm/W) - 20W/m 3	Push 3	<input type="checkbox"/> Matt Gold 3
		4.000K (73 lm/W) - 20W/m 4	Casambi 5 ⓘ	<input type="checkbox"/> Custom RAL C
		RGB-W (41 lm/W) - 20W/m 7	Tuya 7 ⓘ	<input type="checkbox"/> Electrolytic Plating
		2.700-5.500K (70 lm/W) - 20W/m 9		

Code: **7 4**



ⓘ Consult delivery terms and conditions.

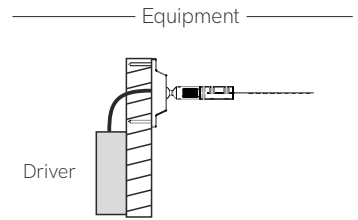
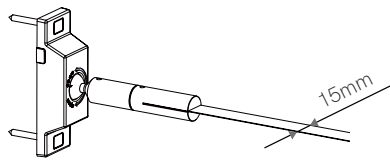
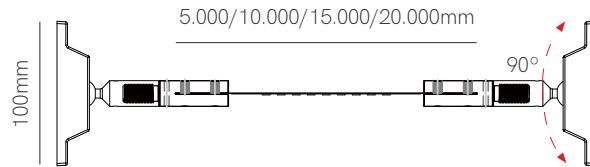
*Create your code according to your preferences. RGB-W and CCT 2.700-5.500K only works with driver 5 Casambi and 7 Tuya.





New

Horizon



*Led strip and power supply included.



Technical Information

Max. power	62W / 75W / 94W / 189W
Lumens	5.890 lm - 18.900 lm
Installation	Pendant
Material	Aluminium
Material	Flex

Code	Led	Size (Led)	CCT (lm/W) - Power/m	Driver	Colour
Code 2	9,6W/m 5	5.000mm 1	2.700K (95 lm/W) 2	On / Off 1	<input type="checkbox"/> White (9003) 1
	14,4W/m 7	10.000mm 2	3.000K (98 lm/W) 3		<input checked="" type="checkbox"/> Black (9005) 2
		15.000mm 3	4.000K (100 lm/W) 4		<input type="checkbox"/> Custom RAL C
		20.000mm 4			

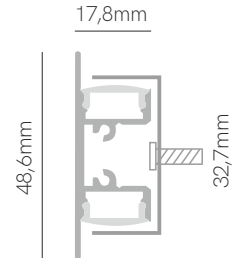
Code: 2 1



5 YEARS WARRANTY | 50.000 HOURS | IP 20 | 24 vdc | PF >0,9 | CRI ≥90 | | | | 20m Max



Flash



*Finished luminaire. Includes spring clips and end caps.



Technical Information

Power	16W / 27W / 35W / 46W / 55W
Lumens	1.600 lm - 6.050 lm
Installation	Wall
Material	Aluminium
PCB	Flex


Code	Diffuser	Size	CCT (lm/W) - Power/m	Driver	Colour
Code 3	Opal 9	520mm 1	2.700K (100 lm/W) - 30W/m 2	On / Off 1	<input type="checkbox"/> White (9003) 1
		895mm 2	3.000K (105 lm/W) - 30W/m 3		<input checked="" type="checkbox"/> Black (9005) 2
		1.145mm 3	4.000K (110 lm/W) - 30W/m 4		<input type="checkbox"/> Aluminium 9
		1.520mm 5	6.000K (110 lm/W) - 30W/m 6		<input checked="" type="checkbox"/> Custom RAL C
		1.825mm 6			

Code: **3** **9** **1**

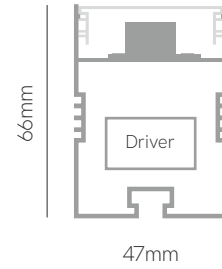


Consult delivery terms and conditions.
*Create your code according to your preferences.





Triton



Control accessories pages 282-289.

*Finished luminaire. Includes power supply, clip rotatable, 2mts power cable and end caps.

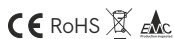


Technical Information

Power	21W / 41W / 61W
Lumens	2.625 lm - 8.235 lm
Installation	Surface
Material	Aluminium
PCB	Rigid

Code	Diffuser	Size	CCT (lm/W) - Power/m	Driver	Colour
Code 4	Asymmetric (15°/35°) 9	420mm 1	2.700K (125 lm/W) - 50W/m 2	On / Off 1	Black (9005) 2
		820mm 2	3.000K (130 lm/W) - 50W/m 3	Dali 2	Custom RAL C
		1.220mm 3	4.000K (135 lm/W) - 50W/m 4		


Code: 4 9 [] [] [] 2



ⓘ Consult delivery terms and conditions.
*Create your code according to your preferences.

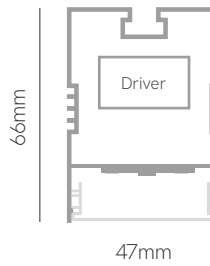








Triton down



Control accessories pages 282-289.

*Finished luminaire. Includes power supply, 2mts power cable and end caps.



Technical Information

Power	46W / 57W / 69W / 80W / 103W
Lumens	5.152 lm - 14.008 lm
Installation	Surface / Pendant
Material	Aluminium
PCB	Rigid

Code	Diffuser	Size	CCT (lm/W) - Power/m	Driver	Colour
Code 4	Opal 6	1.130mm 3	2.700K (112 lm/W) - 40W/m 2	On / Off 1	<input type="checkbox"/> White (9003) 1
		1.410mm 4	3.000K (128 lm/W) - 40W/m 3	Dali 2	<input type="checkbox"/> Black (9005) 2
		1.690mm 5	4.000K (136 lm/W) - 40W/m 4		<input checked="" type="radio"/> Custom RAL C
		1.970mm 6	5.500K (136 lm/W) - 40W/m 5		
		2.530mm 7			

Code: **4 6**

Consult delivery terms and conditions.
*Create your code according to your preferences.

Accessories

Wall bracket <input type="checkbox"/> 40531 <input checked="" type="checkbox"/> 40532	Ceiling suspension <input checked="" type="checkbox"/> 40510	Suspension Kit <input checked="" type="checkbox"/> 40520 (2m)





Blaber acoustic panels for luminaires

In a world where the quality of sound and lighting is critical, the new range of Blaber panels, together with our luminaires, offer a comprehensive solution to meet acoustic and lighting comfort standards.

It has been proven that a healthy listening environment increases productivity and improves communication, which is why more and more professionals in the sector are focusing on multi-purpose solutions that combine attractive design with functionality.

Our panels, made from recycled PET material not only beautify spaces, but also contribute to more comfortable and relaxed environments by absorbing sound, avoiding reverberation, and providing adequate lighting.

The Blaber range is available in a variety of shapes, colors and with the possibility of customization.

En un mundo donde la calidad del sonido y la iluminación es fundamental, la nueva gama de paneles Blaber, junto con nuestras luminarias, ofrecen una solución integral para cumplir con los estándares de confort acústico y luminoso.

Está demostrado que un entorno auditivo saludable aumenta la productividad y mejora la comunicación, por esta razón cada vez son más los profesionales del sector que ponen especial interés en soluciones polivalentes que combinen un diseño atractivo con la funcionalidad.

Nuestros paneles hechos con material reciclado PET, no solo embellecen los espacios, sino que también contribuyen a crear entornos más cómodos y relajados, absorbiendo el sonido, evitando la reverberación y proporcionando una iluminación adecuada.

La gama Blaber está disponible en variedad de formas, colores y con la posibilidad de personalización.

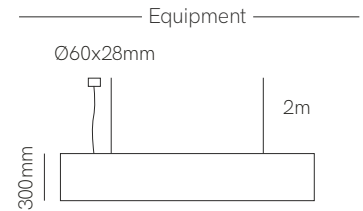






New

Blaber line



Control accessories pages 282-289.

*Finished luminaire. Includes suspension kit, power cable and end caps.



Technical Information

Power	30W / 39W / 49W
Lumens	2.730 lm - 5.047 lm
Installation	Pendant
Material	Aluminium and PET felt
PCB	Rigid


Code	Diffuser (Angle)	Size	CCT (lm/W) - Power/m	Driver	Colour
Code B	Black Slats (60°)	9			
		945mm 2	2.700K (91 lm/W) - 34W/m 2	On / Off 1	Blue 5
		1.225mm 3	3.000K (96 lm/W) - 34W/m 3	Dali 2	Black 6
		1.505mm 4	4.000K (103 lm/W) - 34W/m 4	Push 3	Gray 8
				Casambi 5	Orange 9
					Custom C

Code: **B 9** [] [] [] [] []

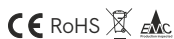

*Create your code according to your preferences.

ⓘ Consult delivery terms and conditions.

Standard colors




Custom colors





New

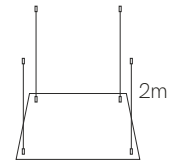
Blaber square



600x600mm



600x1.050mm



Code	Size	Presentation	Installation	Colour
Code BC	600x600mm	3	Pendant wire	2
	600x1.050mm	4		3
		3		2
		4		3
		3		4
		4		5
		3		6
		4		7
		3		8
		4		9
		3		C


Code: **BC** **2**

ⓘ Consult delivery terms and conditions.


*Create your code according to your preferences.

Ⓟ Consult with project department to combine sound absorbing with luminaires.

Standard colors



Custom colors



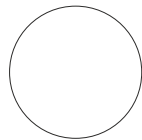
RoHS



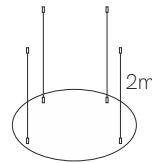


New

Blaber round



Ø400/700/900/1.000mm



Code	Size	Presentation	Installation	Colour	
Code BR	400mm	5	Sound Absorbing 3	Pendant wire 2	① Blue 5
	700mm	6	② Custom 9		① Black 6
	900mm	7			① Gray 8
	1.000mm	8			① Orange 9
					① Custom C


Code: **BR** **2**

① Consult delivery terms and conditions.


*Create your code according to your preferences.

② Consult with project department to combine sound absorbing with luminaires.

Standard colors



Custom colors



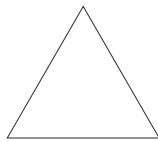

RoHS



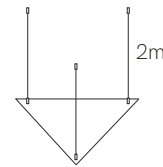


New

Blaber triangular



600x600x600mm / 840x840x840mm



Code	Size	Presentation	Installation	Colour
Code BT	600x600x600mm	1	Sound Absorbing	3
	840x840x840mm	2	P Custom	9
			Pendant wire	2
				① Blue 5
				① Black 6
				① Gray 8
				① Orange 9
				① Custom C


Code: **BT** **2**

① Consult delivery terms and conditions.


*Create your code according to your preferences.

P Consult with project department to combine sound absorbing with luminaires.

Standard colors



Custom colors








RoHS








Luminaires accessories






Time




							
End caps	End caps	Joint 180°	Joint 90°	Joint 90°	Joint 120°	Wall bracket	Trimless
□ 40741	□ 40751	■ 40770	■ 40990	■ 40410	■ 40666	□ 40851	■ 40339
■ 40742	■ 40752					■ 40852	
□ 40743	□ 40753					□ 40853	

Urban

							
End caps	End caps	Joint 180°	Joint 90°	Joint 90°	Joint 120°	Wall bracket	Trimless
□ 40721	□ 40731	■ 40220	■ 40550	■ 40610	■ 40999	□ 40851	■ 40669
■ 40722	■ 40732					■ 40852	
□ 40723	□ 40733					□ 40853	

Time / Urban

					
Base 3x0,75 (2,5m) Ø60x28mm	Base 5x0,5 (2,5m) Ø60x28mm	Base 3x0,75 (5m) Ø60x28mm	Base 5x0,5 (5m) Ø60x28mm	Ceiling suspension	Suspension kit
□ 40881	□ 40991	□ 40581	□ 40591	■ 40780	■ 40790 (2m)
■ 40882	■ 40992	■ 40582	■ 40592		■ 40795 (5m)
□ 40883	□ 40993	□ 40583	□ 40593		

			
Recessed base 3x0,75 (2,5m) Ø75x30mm	Recessed base 5x0,5 (2,5m) Ø75x30mm	Recessed base 3x0,75 (5m) Ø75x30mm	Recessed base Base 5x0,5 (5m) Ø75x30mm
□ 40831	□ 40931	□ 40481	□ 40541
■ 40832	■ 40932	■ 40482	■ 40542
□ 40833	□ 40933	□ 40483	□ 40543

Zero Design



Base Ø330x41mm

<input type="checkbox"/> Z12411	<input checked="" type="checkbox"/> Z12412	240W/24VDC ON/OFF
<input type="checkbox"/> Z12421	<input checked="" type="checkbox"/> Z12422	200W/24VDC DALI
<input type="checkbox"/> Z12431	<input checked="" type="checkbox"/> Z12432	240W/24VDC PUSH
<input type="checkbox"/> Z12451	<input checked="" type="checkbox"/> Z12452	240W/24VDC CASAMBI
<input type="checkbox"/> Z12471	<input checked="" type="checkbox"/> Z12472	240W/24VDC TUYA



Base Ø280x41mm

<input type="checkbox"/> Z11511	<input checked="" type="checkbox"/> Z11512	150W/24VDC ON/OFF
<input type="checkbox"/> Z11521	<input checked="" type="checkbox"/> Z11522	120W/24VDC DALI
<input type="checkbox"/> Z11531	<input checked="" type="checkbox"/> Z11532	150W/24VDC PUSH
<input type="checkbox"/> Z11551	<input checked="" type="checkbox"/> Z11552	150W/24VDC CASAMBI
<input type="checkbox"/> Z11571	<input checked="" type="checkbox"/> Z11572	150W/24VDC TUYA



Base Ø250x41mm

<input type="checkbox"/> Z11011	<input checked="" type="checkbox"/> Z11012	75W/24VDC ON/OFF
<input type="checkbox"/> Z11021	<input checked="" type="checkbox"/> Z11022	75W/24VDC DALI
<input type="checkbox"/> Z11031	<input checked="" type="checkbox"/> Z11032	75W/24VDC PUSH
<input type="checkbox"/> Z11051	<input checked="" type="checkbox"/> Z11052	75W/24VDC CASAMBI
<input type="checkbox"/> Z11071	<input checked="" type="checkbox"/> Z11072	75W/24VDC TUYA

Power supplies linear box



Base 455x47x28mm

<input type="checkbox"/> 35331	<input checked="" type="checkbox"/> 35332	30W/24VDC
<input type="checkbox"/> 35361	<input checked="" type="checkbox"/> 35362	60W/24VDC
<input type="checkbox"/> 35311	<input checked="" type="checkbox"/> 35312	100W/24VDC