

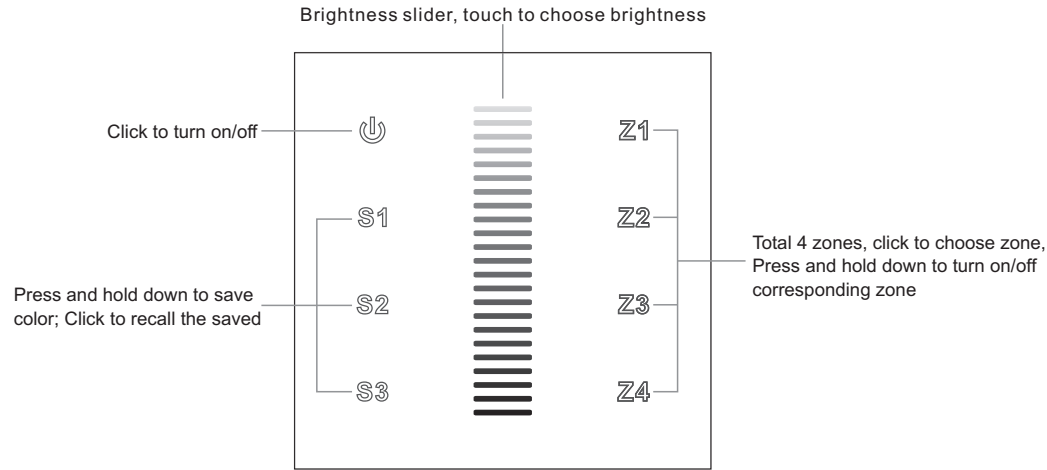
# RF Single Color Wall Mounted Controller

82995

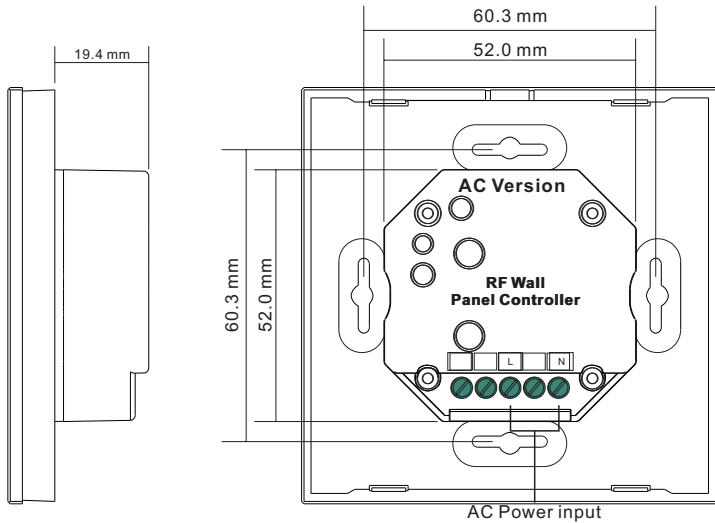


**Important:** Read All Instructions Prior to Installation

## Function introduction



Front side



Back side

## Product Data

AC Version

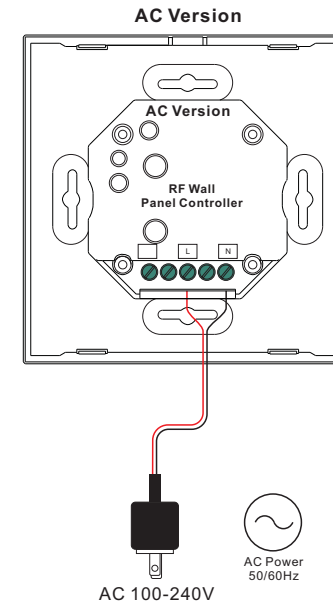
Output Signal	RF signal
Power Supply	100-240VAC
Power consumption	20 mA
Operating temperature	0-40°C
Relative humidity	8% to 80%
Dimensions	86x86x29.1mm

- Touch sensitive
- Glass interface(white & black)
- Compatible with all universal series RF receivers, radio frequency: 869.5/434MHz
- Control single color
- Control 4 zone of RF receiver synchronously and separately
- Waterproof grade: IP20


## Safety & Warnings

- DO NOT install with power applied to device.
- DO NOT expose the device to moisture.

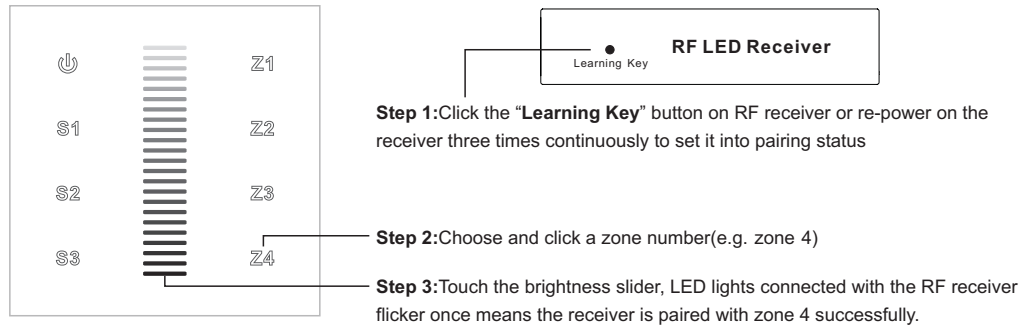
## Wiring diagram



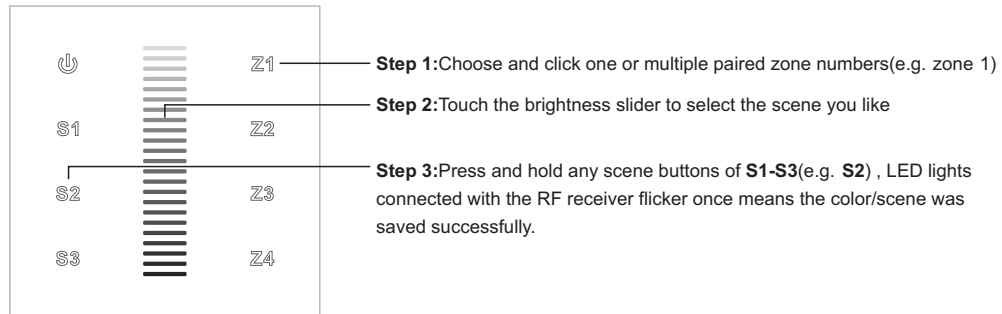
## Operation

1. Do wiring the wall panel & RF receiver according to wiring diagram (please refer to the instruction of RF receiver that you would like to pair with)
2. Power on, then touch the button  to turn on the controller, indicator of the controller turned blue

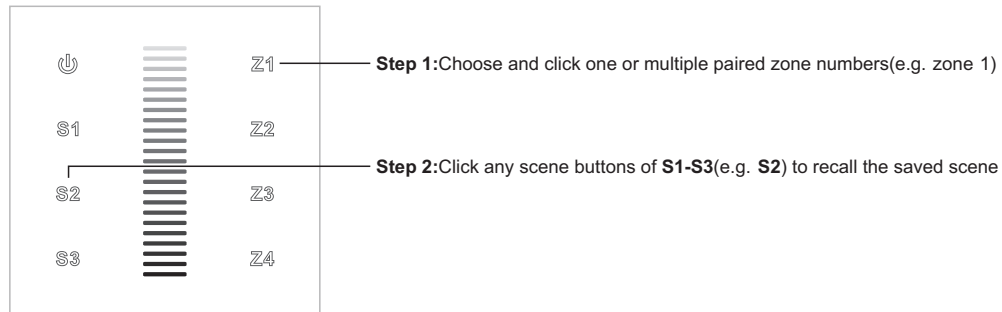
## Pair with RF receiver



## Save color/scene/mode



## Recall the saved colors/scenes



## Installation

