

VI Charging


- 1.The red light will be on when charging and will be off when it is fully charged.
- 2.Charging time: 5-6 hours.
- 3.Time in use per charge: 4-150 hours (depending on its brightness)

TIPS

When the light is tilted over 45 degrees, the operation of brightness adjusting and turning on/off by touching its respective buttons is deactivated.

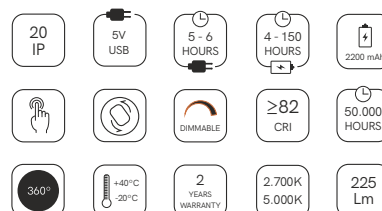
Products Description

Material: ABS/PP	Temperature: 2700K/5000K
Color Rendering Index: 80	Battery Capacity: 2200mAh
Input: DC5V/600mAh	LED Life: 50000h
Lighter Power: 0.04-2.5W	Color display: ≥82Ra
Colors: Silver,Gold,Black	Size: 202*85mm
Net Weight: 300g	

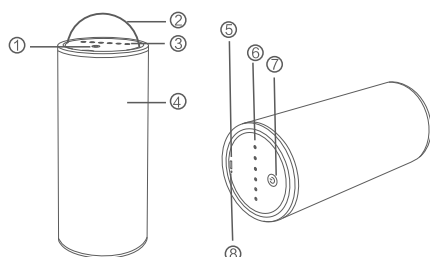


Converse
lighting

3916-N



Function



- ①+ ⑦ Touch Switch
- ② Handle
- ③+ ⑥ Brightness Control
- ④ LED Light Source
- ⑤ USB Charging Port
- ⑧ Charging Indication Light

Operation Instruction

I Turn On/Turn Off

1. Touch the power button and turn on the light in one second.
2. Touch the power button again, the light will go off in one second. (When the lamp is bright) **The top and bottom operations are the same.**

II Handle

- 1.By pulling out the handle, you can hang the light some where, or take it with you where you go. It is as simple as that to use it.

III Brightness Adjusting

- 1.Touch the buttons starting from small ones to big ones, you can increase the brightness of the light.
- 2.Touch the buttons starting from big ones to small ones,you can reduce the brightness of the light.

IV Color Temperature Switching

- 1.Upon turning on, the light will be in white color; when you rotate the light 180 degrees, it will turn yellow.
- 2.When you rotate the light 90 degrees and put it on a horizontal position, half of it will be in white color and the other half will be in yellow.

V Low Battery Alert

1. When the blue light indicator is flashing, it means the battery is running out. In that case, the light lasts approximately 10-20 minutes before it goes off.