



Custom system



The custom lighting

Our R&D and Production departments are responsible for designing special parts and customized solutions to meet the unique needs of our customers. Our commitment is to offer customized solutions with the highest quality and guaranteed compliance with regulations and certifications.

Our R&D services stand out for:

- Customized Design and Development: Our team of R&D experts works closely with customers to understand their specific challenges and needs. We use cutting-edge technology and creativity to conceive and design custom parts and solutions that perfectly fit your requirements.
 - Constant Innovation: We maintain a constant focus on innovation. We are committed to keeping up with the latest trends, technologies, and design practices to ensure that our solutions are always cutting-edge and effective.
 - Quality Production: Our production department is equipped with state-of-the-art machinery and a highly trained team. This allows us to carry out the manufacture of parts designed accurately and efficiently, maintaining high quality standards.
 - Adaptation to Regulations and Certifications: We understand the importance of complying with regulations and certifications. Our products and solutions are designed and manufactured in strict compliance with applicable standards, thus ensuring safety and compliance with current regulations.
 - Energy efficiency: With the need to change consumption patterns and in line with the sustainable development objectives of the 2030 Agenda, we are increasingly trying to develop environmental and sustainability policies, both in our products and services, as well as in all phases of the production chain.
 - Efficiency and cost-effectiveness: We take advantage of technology and innovation to optimize processes and maximize production efficiency. This not only guarantees quality, but also cost-effectiveness for our customers.
 - Personalized Customer Service: We pride ourselves on providing world-class customer service. We are available to answer your questions, adjust designs according to your changing needs, and provide exceptional after-sales service.
- When you trust our R&D and production department, you are choosing a complete solution tailored to your needs, backed by quality, innovation and commitment to regulations and certifications. We are ready to be your partner in the search for customized solutions of the highest quality. Contact us and find out how we can help you achieve your goals!



Nuestros departamentos de I+D y de Producción son los encargados de diseñar piezas especiales y soluciones a medida para satisfacer las necesidades únicas de nuestros clientes. Nuestro compromiso es ofrecer soluciones personalizadas con la máxima calidad y garantía de cumplimiento de normativas y certificaciones.

Nuestros servicios de I+D destacan por:

- Diseño y Desarrollo Personalizado: Nuestro equipo de expertos en I+D trabaja de cerca con los clientes para comprender sus desafíos y necesidades específicas. Utilizamos tecnología de vanguardia y creatividad para concebir y diseñar piezas y soluciones a medida que se adapten perfectamente a sus requerimientos.

- Innovación Constante: Mantenemos un enfoque constante en la innovación. Estamos comprometidos a mantenernos al tanto de las últimas tendencias, tecnologías y prácticas de diseño para asegurarnos de que nuestras soluciones sean siempre vanguardistas y eficaces.

- Producción de Calidad: Nuestro departamento de producción cuenta con maquinaria de última generación y un equipo altamente capacitado. Esto nos permite llevar a cabo la fabricación de las piezas diseñadas de manera precisa y eficiente, manteniendo altos estándares de calidad.

- Adaptación a Normativas y Certificaciones: Entendemos la importancia de cumplir con las normativas y certificaciones. Nuestros productos y soluciones son diseñados y fabricados con estricto cumplimiento de los estándares aplicables, garantizando así la seguridad y la conformidad con la normativa vigente.

- Eficiencia energética: Con la necesidad de cambiar los modelos de consumo y en la línea de los objetivos de desarrollo sostenible de la Agenda 2030, cada vez más se intenta desarrollar políticas medioambientales y de sostenibilidad, tanto en nuestros productos y servicios, como en todas las fases de su cadena de producción.


- Eficiencia y Costo-efectividad: Aprovechamos la tecnología y la innovación para optimizar procesos y maximizar la eficiencia en la producción. Esto no solo garantiza la calidad, sino también un costo razonable para nuestros clientes.

- Atención al Cliente Personalizada: Nos enorgullece ofrecer un servicio al cliente de primer nivel. Estamos disponibles para atender sus preguntas, ajustar diseños según sus necesidades cambiantes y brindar un servicio postventa excepcional.

Cuando confía en nuestro departamento de I+D y producción, está eligiendo una solución completa y adaptada a sus necesidades, respaldada por la calidad, la innovación y el compromiso con las normativas y certificaciones. Estamos listos para ser su socio en la búsqueda de soluciones personalizadas de la más alta calidad.


¡Contáctenos y descubra cómo podemos ayudarte a alcanzar sus objetivos!





Do you want a custom-made luminaire?

Look for the Cutting symbol and consult our sales department!



Customization of the cut and handling to the requested size.



Do you want to customize your luminaires?

Look for the Custom RAL symbol and consult our sales department!



Custom RAL

▶ VIDEO


































	Model	Page	Power	Section Size	Installation
	CIRCUS IN XL	147	37W/65W/94W	38x21 mm	 Pendant
	CIRCUS OUT XL	147	37W/65W/94W	38x21 mm	 Pendant
	CIRCUS IN	149	26W/44W/63W	30x11 mm	 Pendant
	CIRCUS OUT	149	26W/44W/63W	30x11 mm	 Pendant
NEW	COLOR TIME	85	43W/54W/64W/75W	39x75 mm	 Pendant
	DAU	131	18W/23W/26W/30W	25x25 mm	  Surface / Pendant
	DAU E	131	18W/23W/26W/30W	34x25 mm	 Recessed
	DUAL	93	18-24W/28-35W/ 46-52W	39x125 mm	 Pendant
NEW	DUMI	41	31-38W/38-47W/ 46-56W/53-74W	Ø68 mm	 Pendant
NEW	DUMI DUAL	43	44-51W/54-63W/ 66-76W/76-97W	Ø68 mm	 Pendant
	EVO	45	38W/47W/56W/74W	28x60 mm	 Pendant
	EVO DUAL	49	49W/61W/73W/86W	24x75 mm	  Pendant / Wall
	EVO E	52	10W/21W/31W/42W 52W/63W/73W	34x25 mm	 Recessed
NEW	EVO E OPAL	53	2W/6W/12W/18W 24W/30W/36W/42W	34x25 mm	 Recessed
	EVO FLY	47	44W/55W/66W/77W	24x75 mm	 Pendant
	EVO MINI	51	38W/47W/56W/74W	28x25 mm	  Surface / Pendant
	EVO MINI TRACK	55	9W/18W	28x25 mm	 Track
	EVO R	51	38W/47W/56W/74W	35x25 mm	  Surface / Pendant
	EVO TRACK	57	38W/56W	90x57 mm	 Track
	FILTER	109	32W/120W	Ø60 mm	 Pendant
NEW	FILTER LINE	107	48W/64W/80W 69W/92W/120W	Ø60 mm	 Pendant
	FLASH	171	16W/27W/35W/ 46W/55W	18x49 mm	 Wall
	FOREST	91	31W/38W/46W/53W	64x95 mm	 Pendant
	GRIP	121	26W/33W/39W/46W	Ø28 mm	 Pendant
	HORIZON	167	48W-288W	15 mm	 Pendant
	KAA	163	90W/180W/300W	Ø25 mm	 Pendant


CRI	CCT	IP	Standard finishes
≥90 CRI	2700K 3000K 4000K RGB-W CCT	20 IP	White Black Matt Gold Silver
≥90 CRI	2700K 3000K 4000K RGB-W CCT	20 IP	White Black Matt Gold Silver
≥90 CRI	2700K 3000K 4000K RGB-W CCT	20 IP	White Black Matt Gold Silver
≥90 CRI	2700K 3000K 4000K RGB-W CCT	20 IP	White Black Matt Gold Silver
≥95 CRI	2700K 3000K 4000K CCT	40 IP	White Black Gray Green Orange Red Violet Pastel blue Light blue
≥90 CRI	2700K 3000K 4000K 5000K RGB-W CCT	20 IP	White Black
≥90 CRI	2700K 3000K 4000K 5000K RGB-W CCT	20 IP	White Black
≥95 CRI	2700K 3000K 4000K 5000K	40 IP	White Black
≥95 CRI	2700K 3000K 4000K CCT	40 IP	White Black Gray Green Orange Red Violet Pastel blue Light blue
≥95 CRI	2700K 3000K 4000K CCT	40 IP	White Black Gray Green Orange Red Violet Pastel blue Light blue
≥90 CRI	2700K 3000K 4000K RGB-W CCT	40 IP	White Black
≥80 CRI	2700K 3000K 4000K RGB-W	40 IP	White Black
≥90 CRI	2700K 3000K 4000K RGB-W CCT	40 IP	White Black
≥90 CRI	2700K 3000K 4000K	40 IP	White Black
≥90 CRI	2700K 3000K 4000K CCT	40 IP	White Black
≥90 CRI	2700K 3000K 4000K CCT	40 IP	White Black
≥90 CRI	2700K 3000K 4000K	40 IP	White Black
≥90 CRI	2700K 3000K 4000K CCT	40 IP	White Black
≥90 CRI	2700K 3000K 4000K	40 IP	White Black
≥90 CRI	2700K 3000K 4000K RGB	20 IP	White Black
≥90 CRI	2700K 3000K 4000K RGB	20 IP	White Black
≥80 CRI	2700K 3000K 4000K 6000K	20 IP	White Black Alum.
≥95 CRI	2700K 3000K 4000K 5000K CCT	40 IP	Wood
≥90 CRI	2700K 3000K 4000K RGB CCT	40 IP	Black
≥90 CRI	2700K 3000K 4000K	20 IP	White Black
≥90 CRI	2400K 2700K 3000K 4000K CCT	40 IP	White Black

	Model	Page	Power	Section Size	Installation
	KAA LINE	165	30W/60W/100W	Ø25 mm	 Pendant
	KUBO	95	31W/38W/46W/54W	36,5x34 mm	  Surface / Pendant
	KUBO E	95	31W/38W/46W/54W	50x35 mm	 Recessed
	LIFT	169	33W/42W/51W/59W 16W/27W/35W	35x61,7 mm	  Pendant / Wall
NEW	LINSTR	103	8W/12W/16W	Ø36 mm	 Wall
NEW	LUXOR	105	24W/28W/34W/40W	Ø36 mm	 Wall
	MINIMUS	125	25W/31W/37W/43W	16x25 mm	  Surface / Pendant
	MIRROW	99	85W/94W	36,5x33,5 mm	 Pendant
	NEXUS	84	46W/70W	39x75 mm	 Pendant
	NYNETO	123	16W/20W/24W/28W	10x12 mm	 Pendant
NEW	PUZZLE	97	8W /10W/12W	36,5x33,5mm	 Pendant
	QUICK	129	20W/30W/41W/ 51W/61W/71W	60x86 mm	 Wall
	SQUARE	133	43W/62W	25x25 mm	 Pendant
	TAX	101	52W/64W	36,5x33,5 mm	 Pendant
	TIME	83	31W/46W/69W	39x75 mm	  Surface / Pendant
	TIME E	83	31W/46W/69W	54x75 mm	 Recessed
	TIME TRACK	89	15W/23W/31W	39x75 mm	 Track
	TIME WALL SENSOR	87	15W/23W/31W	39x75 mm	 Wall
	TRITON	173	21W/41W/61W	47x66 mm	 Surface
	TRITON DOWN	175	46W/57W/69W/ 80W/103W	47x66 mm	  Surface / Pendant
	TUBI	115	35W/44W/53W/62W	Ø62 mm	 Pendant
NEW	TUBI MINI	113	21W/27W/32W/37W	Ø40 mm	 Pendant
	TUBI WALL	119	35W/44W/53W	Ø62 mm	 Wall
NEW	TUBI WALL MINI	117	21W/27W/32W/37W	Ø40 mm	 Wall
	TUNDRA	151	77W/112W	21x38 mm	 Pendant
	URBAN	60	46W/57W/69W/ 80W/103W	58x68 mm	  Surface / Pendant

CRI	CCT	IP	Standard finishes
≥90 CRI	2400K 2700K 3000K 4000K RGB-W CCT	40 IP	White Black Matt Gold
≥95 CRI	2700K 3000K 4000K 5000K RGB-W CCT	20 IP	White Black
≥95 CRI	2700K 3000K 4000K RGB-W CCT	40 IP	White Black
≥90 CRI	2700K 3000K 4000K RGB-W CCT	40 IP	White Black
≥95 CRI	2400K 2700K 3000K 4000K	55 IP	White Black
≥95 CRI	2700K 3000K 4000K RGB CCT	20 IP	Black
≥90 CRI	2700K 3000K 4000K	40 IP	White Black
≥95 CRI	2700K 3000K 4000K RGB-W CCT	20 IP	White Black
≥95 CRI	CCT	40 IP	White Black Gray
≥90 CRI	2700K 3000K 4000K	20 IP	White Black
≥90 CRI	2700K 3000K 4000K RGB CCT	40 IP	White Black
≥90 CRI	2700K 3000K 4000K RGB CCT	20 IP	White Black
≥90 CRI	2700K 3000K 4000K RGB-W CCT	20 IP	White Black Matt Gold Silver
≥95 CRI	2700K 3000K 4000K RGB-W CCT	20 IP	White Black
≥95 CRI	2700K 3000K 4000K 5000K	40 IP	White Black Gray
≥95 CRI	2700K 3000K 4000K 5000K	40 IP	White Black Gray
≥95 CRI	2700K 3000K 4000K 5000K	20 IP	White Black
≥95 CRI	2700K 3000K 4000K 5000K	20 IP	White Black Gray
≥80 CRI	2700K 3000K 4000K	65 IP	Black
≥95 CRI	2700K 3000K 4000K 5500K	65 IP	White Black
≥95 CRI	2700K 3000K 4000K 5000K RGB-W CCT	40 IP	White Black
≥95 CRI	2700K 3000K 4000K RGB CCT	40 IP	White Black
≥95 CRI	2700K 3000K 4000K RGB-W CCT	40 IP	White Black
≥95 CRI	2700K 3000K 4000K RGB CCT	40 IP	White Black
≥80 CRI	2700K 3000K 4000K RGB-W CCT	20 IP	White Black Matt Gold Silver
≥95 CRI	2700K 3000K 4000K 5000K CCT	40 IP	White Black Gray Matt Gold Corten Copper

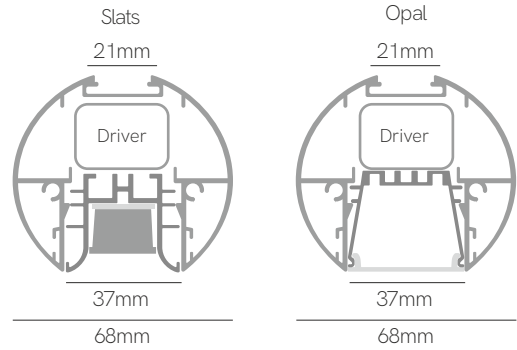
	Model	Page	Power	Section Size	Installation
NEW	URBAN 3PH	81	-	59x69 mm	 Track
	URBAN ASYMMETRIC	73	25W/31W/37W/ 43W/55W	58x68 mm	  Surface / Pendant
	URBAN ASYMMETRIC E	73	25W/31W/37W/ 43W/55W	75x68 mm	 Recessed
NEW	URBAN CLOSED	81	-	59x69 mm	 Surface
	URBAN E	65	46W/57W/69W/ 80W/103W	75x68 mm	 Recessed
	URBAN FLY	69	2X14W/3X14W 4X14W/6X14W	58x68 mm	 Pendant
	URBAN FLY E	69	2X14W/3X14W 4X14W/6X14W	75x68 mm	 Recessed
	URBAN MARKET	79	45W/55,5W/66W/ 76,5W/97,5W	58x68 mm	  Surface / Pendant
	URBAN TRACK	77	21W/32W/43W	58x68 mm	 Track
	URBAN TRAIN	67	46W/57W/69W/80W	58x68 mm	 Pendant
	URBAN TRAIN E	67	46W/57W/69W/80W	75x68 mm	 Recessed
	URBAN WALL SENSOR	75	21W/32W/43W	58x68 mm	 Wall
	URBAN WORK	71	35W/43W/51W/ 59W/97,5W	58x68 mm	 Pendant
	URBAN WORK E	71	35W/43W/51W/ 59W/97,5W	75x68 mm	 Recessed
	VISION	127	33W/42W/51W/59W	30x35 mm	  Surface / Pendant
NEW	ZERO D	136	78W/120W/180W	11x30 mm	 Pendant
	ZERO DESIGN	156-157	22W/m	36,5x33,5 mm	  Surface / Pendant
	ZERO DIRECT	155	35W/55W/75W/94W 189W	36,5x33,5 mm	  Surface / Pendant
	ZERO DIRECT XL	153	78W/105W/131W	95x90 mm	 Pendant
	ZERO IN	143	26W/44W/63W/96W	11x30 mm	 Pendant
	ZERO IN XL	139	37W/65W/94	21x38 mm	 Pendant
	ZERO OUT	145	26W/44W/63W/96W	11x30 mm	 Pendant
	ZERO OUT XL	141	37W/65W/94	21x38 mm	 Pendant
NEW	ZERO Q	135	246W	11x30 mm	 Pendant
NEW	ZERO T	137	148W /218W	11x30 mm	 Pendant
NEW	ZERO UP & DOWN	161	90W/110W/130W/165W	36,5X70 mm	 Pendant

CRI	CCT	IP	Standard finishes
-	-	20 IP	White Black
≥95 CRI	2700K 3000K 4000K	40 IP	White Black
≥95 CRI	2700K 3000K 4000K	40 IP	White Black
-	-	20 IP	White Black
≥95 CRI	2700K 3000K 4000K 5000K CCT	40 IP	White Black Gray
≥90 CRI	2700K 3000K 4000K	40 IP	White Black
≥90 CRI	2700K 3000K 4000K	40 IP	White Black
80/93 CRI	3000K MEAT R HAM MEAT M 4000K FISH FRUIT BREAD	40 IP	White Black
≥95 CRI	2700K 3000K 4000K 5000K CCT	20 IP	White Black
≥95 CRI	2700K 3000K 4000K 5000K CCT	40 IP	White Black
≥95 CRI	2700K 3000K 4000K 5000K CCT	40 IP	White Black
≥95 CRI	2700K 3000K 4000K 5000K	20 IP	White Black Gray
≥95 CRI	2700K 3000K 4000K 5000K CCT	40 IP	White Black
≥95 CRI	2700K 3000K 4000K 5000K CCT	40 IP	White Black
≥90 CRI	2700K 3000K 4000K RGB-W CCT	40 IP	White Black
≥90 CRI	2700K 3000K 4000K CCT	20 IP	White Black Matt Gold Silver
≥80 CRI	2700K 3000K 4000K CCT	20 IP	White Black Gray Matt Gold
≥80 CRI	2700K 3000K 4000K CCT	20 IP	White Black Matt Gold Silver
≥80 CRI	2700K 3000K 4000K	20 IP	White Black Gray
≥90 CRI	2700K 3000K 4000K RGB-W CCT	20 IP	White Black Matt Gold Silver
≥90 CRI	2700K 3000K 4000K RGB-W CCT	20 IP	White Black Matt Gold Silver
≥90 CRI	2700K 3000K 4000K RGB-W CCT	20 IP	White Black Matt Gold Silver
≥90 CRI	2700K 3000K 4000K RGB-W CCT	20 IP	White Black Matt Gold Silver
≥90 CRI	2700K 3000K 4000K CCT	20 IP	White Black Matt Gold Silver
≥90 CRI	2700K 3000K 4000K CCT	20 IP	White Black Matt Gold Silver
≥80 CRI	2700K 3000K 4000K CCT	20 IP	White Black



NEW

Dumi



*Finished luminaire. Includes suspension kit and textile power cable.

Control accessories: page 327 pages 326-333




Technical Information

Power	31-38W / 38-47W / 46-56W / 53-74W
Lumens	2.821 lm - 10.064 lm
Installation	Pendant
Material	Aluminium 6063
PCB	Rigid

Code	Diffuser (Angle)	Size (Power)	UGR & Opal/Black slats	CCT (lm/W)	Driver	Colour
Code D	UGR (78°)	3	1.170mm (31/38W) 3	2.700K (91-112 lm/W) 2	On / Off 1	<input type="checkbox"/> White (9003) 1
	Opal (112°)	5	1.450mm (38/47W) 4	3.000K (96-128 lm/W) 3	Triac 4	<input type="checkbox"/> Black (9005) 2
	Black slats (60°)	9	1.730mm (46/56W) 5	4.000K (103-136 lm/W) 4	Casambi 5	<input type="checkbox"/> Gray (7037) 3
			2.020mm (53/74W) 6	2.700-5.500K (95-105 lm/W) 9	Tuya 7	<input type="checkbox"/> Green (6018) 4
						<input type="checkbox"/> Orange (2009) 5
						<input type="checkbox"/> Red (3020) 6
						<input type="checkbox"/> Violet (4008) 7
						<input type="checkbox"/> Pastel blue (5024) 8
						<input type="checkbox"/> Light blue (5012) 9
						<input checked="" type="checkbox"/> Custom RAL

Code: **D**



Consult delivery terms and conditions.

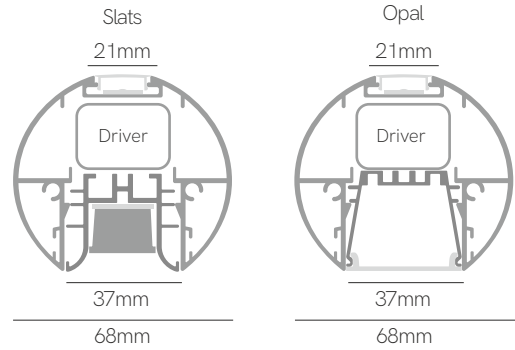

*Create your code according to your preferences. CCT 2.700-5.500K only works with driver 5 Casambi and 7 Tuya.

5 YEARS WARRANTY | 50.000 HOURS | IP 40 | UGR <19 (3) / <17 (9) | 230 VAC | PF >0,9 | CRI ≥95 | | | TRIAC DIMM | |



NEW

Dumi dual



*Finished luminaire. Includes suspension kit and textile power cable.

Control accessories:  page 327  pages 326-333





Technical Information

Power	44-51W / 54-63W / 66-76W / 76-97W
Lumens	4.004 lm - 13.192 lm
Installation	Pendant
Material	Aluminium 6063
PCB	Down Rigid / Up Flex

Code	Diffuser (Angle)	Size (Power UGR & Opal/Black slats)	CCT (lm/W)	Driver	Colour
Code D	UGR (78°) P	1.170mm (44/51W) 3	2.700K (91-112 lm/W) 2	On / Off 1	<input type="checkbox"/> White (9003) 1
	Opal (112°) W	1.450mm (54/63W) 4	3.000K (96-128 lm/W) 3	Triac 4	<input type="checkbox"/> Black (9005) 2
	Black slats (60°) N	1.730mm (66/76W) 5	4.000K (103-136 lm/W) 4	Casambi 5	<input type="checkbox"/> Gray (7037) 3
		2.020mm (76/97W) 6	2.700-5.500K (95-105 lm/W) 9	Tuya 7	<input type="checkbox"/> Green (6018) 4
					<input type="checkbox"/> Orange (2009) 5
					<input type="checkbox"/> Red (3020) 6
					<input type="checkbox"/> Violet (4008) 7
					<input type="checkbox"/> Pastel blue (5024) 8
					<input type="checkbox"/> Light blue (5012) 9
					<input type="checkbox"/> Custom RAL


Code: **D**



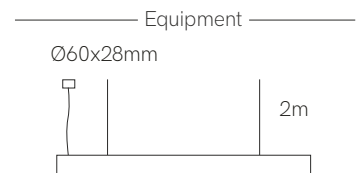
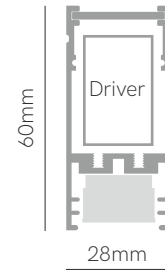
 Consult delivery terms and conditions.

*Create your code according to your preferences. CCT 2.700-5.500K only works with driver 5 Casambi and 7 Tuya.


5 YEARS WARRANTY | 50.000 HOURS | IP 40 | UGR <19 (P) / <16 (N) | 230 VAC | PF >0,9 | CRI ≥95 |  |  | TRIAC DIMM |  | 




Evo



*Finished luminaire. Includes suspension kit, power cable and end caps.

Control accessories:  page 327

 pages 326-333

 pages 334-335



Technical Information

Power	38W / 47W / 56W / 74W
Lumens	3.268 lm - 8.954 lm
Installation	Pendant
Material	Aluminium 6063
PCB	Rigid

Code	Diffuser (Angle)	Size (Power)	CCT (lm/W)	Driver	Colour
Code 2	Black Slats (60°) N	1.170mm (38W) 2	2.700K (91-104 lm/W) 2	On / Off 1	<input type="checkbox"/> White (9003) 1
	White Slats (60°) P	1.450mm (47W) 3	3.000K (96-109 lm/W) 3	Dali 2	<input checked="" type="checkbox"/> Black (9005) 2
		1.730mm (56W) 4	4.000K (103-121 lm/W) 4	Push 3	<input checked="" type="checkbox"/> Custom RAL
		2.290mm (74W) 6	RGB-W (86 lm/W) 8	Casambi 5	
			2.700-6.500K (95/105 lm/W) 9	Tuya 7	

Code: **2**



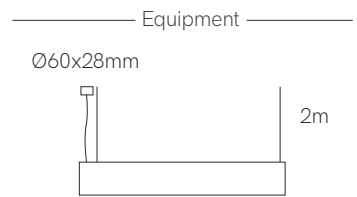
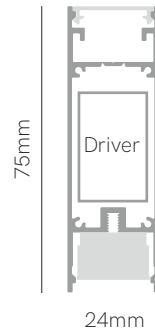
 Consult delivery terms and conditions.

*Create your code according to your preferences. RGB-W and CCT 2.700-6.500K only works with driver 5 Casambi and 7 Tuya.







Evo fly



*Finished luminaire. Includes suspension kit, power cable and end caps.

Control accessories:  pages 326-333  pages 334-335

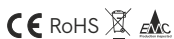



Technical Information

Power	44W / 55W / 66W / 77W
Lumens	3.872 lm - 9.317 lm
Installation	Pendant
Material	Aluminium 6063
PCB	Down Rigid / Up Flex

Code	Diffuser (Angle)	Size (Power)	CCT (lm/W)	Driver	Colour
Code 4	Down Black Slats (60°)	1.120mm (44W) 4	2.700K Down (91-104 lm/W) Up (88 lm/W)	On / Off 1	<input type="checkbox"/> White (9003) 1
	Up Opal	1.400mm (55W) 5		Dali 2	<input checked="" type="checkbox"/> Black (9005) 2
	Down White Slats (60°)	1.680mm (66W) 6	3.000K Down (96-109 lm/W) Up (92 lm/W)	Push 3	<input checked="" type="checkbox"/> Custom RAL
	Up Opal	1.960mm (77W) 7		Casambi 5	
			4.000K Down (104-121 lm/W) Up (96 lm/W)		
			2.700K Down (95-105 lm/W)		
			6.500K Up (100 lm/W)		

Code: **4**



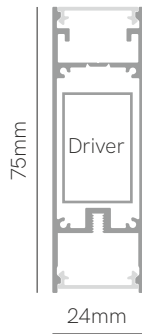
 Consult delivery terms and conditions.

*Create your code according to your preferences. CCT 2.700-6.500K only works with driver 5 Casambi.

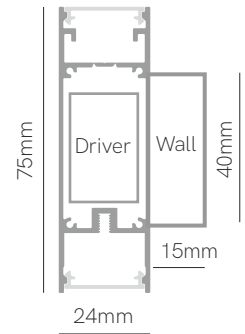




Evo dual



Evo dual wall



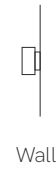
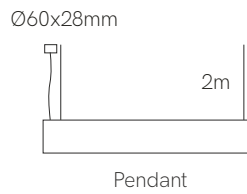
Equipment

Control accessories:

page 327

pages 326-333

pages 334-335




*Finished luminaire. Includes power cable and end caps.

Technical Information

Power	49W / 61W / 73W / 86W
Lumens	4.410 lm - 11.696 lm
Installation	Pendant / Wall
Material	Aluminium 6063
PCB	Flex / Rigid

Code	Installation	Size (Power)	CCT (lm/W)	Driver	Colour
Code 5	Pendant 3	1.130mm (49W) 4	Down-Up 2.700K (124 lm/W) 2	On / Off 1	<input type="checkbox"/> White (9003) 1
	Wall 7	1.410mm (61W) 5	Down-Up 3.000K (128 lm/W) 3	Dali 2	<input type="checkbox"/> Black (9005) 2
		1.690mm (73W) 6	Down-Up 4.000K (136 lm/W) 4	Push 3	<input checked="" type="checkbox"/> Custom RAL
		1.970mm (86W) 7	Down-Up RGB (100 lm/W) 8	Casambi 5	
			Down-Up 1.800-4.000K (90 lm/W) 9	Tuya 7	
			Down 1.800-4.000K Up RGB C		
			Down 2.700K Up RGB D		
			Down 3.000K Up RGB T		
			Down 4.000K Up RGB Q		


Code: **5**



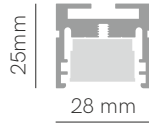
Consult delivery terms and conditions.

*Create your code according to your preferences. RGB and CCT 1.800-4.000K only works with driver 5 Casambi and 7 Tuya.

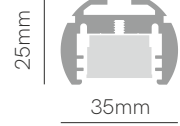




Evo mini

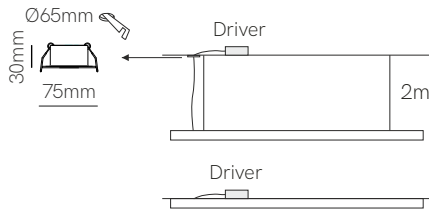


Evo R

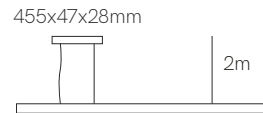


Equipment

Codes **8** and **3** recessed driver



Codes **1** and **7** surface driver



Control accessories:



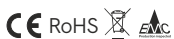
*Finished luminaire. Includes driver, suspension kit, ceiling suspension, power cable and end caps.

Technical Information

Power	38W / 47W / 56W / 74W
Lumens	3.458 lm - 8.954 lm
Installation	Surface / Pendant
Material	Aluminium 6063
PCB	Rigid

Code	Diffuser (Angle)	Size (Power)	CCT (lm/W)	Driver	Colour
Evo mini recessed 8	Black Slats (60°) N	1.170mm (38W) 2	2.700K (91-104 lm/W) 2	On / Off 1	<input type="checkbox"/> White (9003) 1
	White Slats (60°) P	1.450mm (47W) 3	3.000K (96-109 lm/W) 3	Dali 2	<input checked="" type="checkbox"/> Black (9005) 2
Evo mini surface 1		1.730mm (56W) 4	4.000K (103-121 lm/W) 4	Push 3 ⓘ	<input checked="" type="checkbox"/> Custom RAL
Evo r recessed 3		2.290mm (74W) 6	2.700-6.500K (95-105 lm/W) 9	Casambi 5	
				Tuya 7	
Evo r surface 7					

Code:

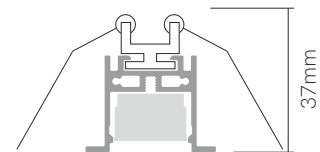
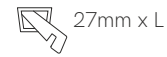
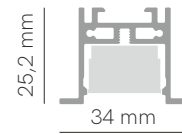



ⓘ Consult delivery terms and conditions.

*Create your code according to your preferences. CCT 2.700-6.500K only works with driver 5 Casambi and 7 Tuya.



Evo E



*Finished luminaire. Includes driver, spring clips, power cable and end caps.

Control accessories:  page 327  pages 326-333  pages 334-335


Technical Information

Power	10W / 21W / 31W / 42W / 52W / 63W / 73W
Lumens	860 lm - 8.833 lm
Installation	Recessed
Material	Aluminium 6063
PCB	Rigid

Code	Diffuser (Angle)	Size (Power)	CCT (lm/W)	Driver	Colour
Code 5	Black Slats (30°) C	280mm (10W) 1	2.700K (91-104 lm/W) 2	On / Off 1	<input type="checkbox"/> White (9003) 1
	White Slats (30°) F	560mm (21W) 2	3.000K (96-109 lm/W) 3	Dali 2	<input type="checkbox"/> Black (9005) 2
	Black Slats (60°) N	840mm (31W) 3	4.000K (104-121 lm/W) 4	Push 3	<input checked="" type="checkbox"/> Custom RAL
	White Slats (60°) P	1.120mm (42W) 4	RGB-W (86 lm/W) 8	Casambi 5	
		1.400mm (52W) 5	2.700-6.500K (95-105 lm/W) 9	Tuya 7	
		1.680mm (63W) 6			
		1.960mm (73W) 7			

Code: **5**



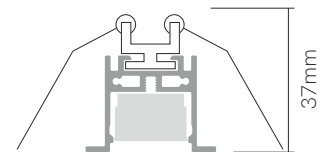
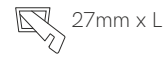
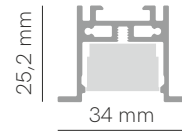

 Consult delivery terms and conditions.

*Create your code according to your preferences. RGB-W and CCT 2.700-6.500K only works with driver 5 Casambi and 7 Tuya.



NEW

Evo E opal



*Finished luminaire. Includes driver, spring clips, power cable and end caps.



Control accessories:  pages 326-333

 pages 334-335



Technical Information

Power	2W / 6W / 12W / 18W / 24W / 30W / 36W / 42W
Lumens	200 lm - 4.620 lm
Installation	Recessed
Material	Aluminium 6063
PCB	Rigid

Code	Diffuser (Angle)	Size (Power)	CCT (lm/W)	Driver	Colour
Code 5	Opal (112°) 0	100mm (2W) 0	2.700K (100 lm/W) 2	On / Off 1	<input type="checkbox"/> White (9003) 1
		280mm (6W) 1	3.000K (105 lm/W) 3	Casambi 5	<input checked="" type="checkbox"/> Black (9005) 2
		560mm (12W) 2	4.000K (110 lm/W) 4	Dali / Push 8 	 Custom RAL
		840mm (18W) 3			
		1.120mm (24W) 4			
		1.400mm (30W) 5			
		1.680mm (36W) 6			
		1.960mm (42W) 7			

Code: **5 0**

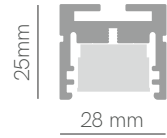


 Consult delivery terms and conditions.
*Create your code according to your preferences.

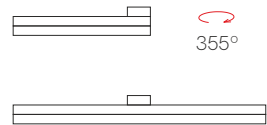




Evo mini track



Equipment



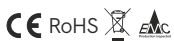
*Finished luminaire.

Technical Information

Power	9W / 18W
Lumens	819 lm - 2.178 lm
Installation	Three Phase Track
Material	Aluminium 6063
PCB	Rigid

Code	Diffuser (Angle)	Size (Power)	CCT (lm/W)	Driver	Colour
Code 6	Black Slats (60°) N	310mm (9W) 1	2.700K (91-104 lm/W) 2	On / Off 1	<input type="checkbox"/> White (9003) 1
	White Slats (60°) P	590mm (18W) 8	3.000K (96-109 lm/W) 3	Triac 4	<input checked="" type="checkbox"/> Black (9005) 2
			4.000K (104-121 lm/W) 4		<input type="checkbox"/> Custom RAL 1

Code: **6** ■ ■ ■ ■ ■

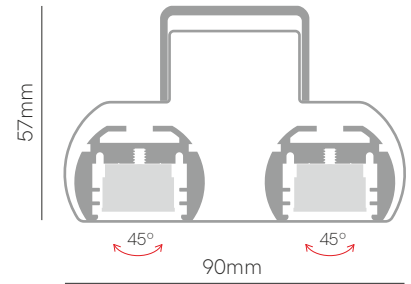


ⓘ Consult delivery terms and conditions.
*Create your code according to your preferences.






Evo track



Equipment



*Finished luminaire.

Technical Information

Power	38W / 56W
Lumens	3.458 lm - 6.776 lm
Installation	Three Phase Track
Material	Aluminium 6063
PCB	Rigid

Code	Diffuser (Angle)	Size	CCT (lm/W)	Driver	Colour
Code 9	Black Slats (30°) C	610mm (38W) 2	2.700K (91-104 lm/W) 2	On / Off 1	<input type="checkbox"/> White (9003) 1
	White Slats (30°) F	890mm (56W) 3	3.000K (96-109 lm/W) 3		<input type="checkbox"/> Black (9005) 2
	Black Slats (60°) N		4.000K (103-121 lm/W) 4		<input type="checkbox"/> Custom RAL
	White Slats (60°) P				

Code: **9** **1**



Consult delivery terms and conditions.
*Create your code according to your preferences.

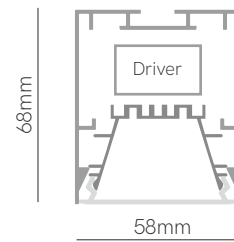







Urban collection

Urban



Control accessories: page 327 pages 326-333 pages 334-335

Technical Information

Power	46W / 57W / 69W / 80W / 103W
Lumens	4.830 lm - 14.008 lm
Installation	Surface / Pendant
Material	Aluminium 6063
PCB	Rigid

Code	Diffuser (Angle)	Size (Power)	CCT (lm/W)	Driver	Colour
Code 6	UGR (78°) 4	1.130mm (46W) 3	2.700K (112 lm/W) 2	On / Off 1	<input type="checkbox"/> White (9003) 1
	Opal (112°) 5	1.410mm (57W) 4	3.000K (128 lm/W) 3	Dali 2	<input type="checkbox"/> Black (9005) 2
		1.690mm (69W) 5	4.000K (136 lm/W) 4	Push 3	<input type="checkbox"/> Gray (9006) 3
		1.970mm (80W) 6	5.000K (136 lm/W) 5	Casambi 5	<input type="checkbox"/> Matt Gold 4
		2.530mm (103W) 7	2.700-5.500K (105 lm/W) 9	Tuya 7	<input type="checkbox"/> Corten 6
					<input type="checkbox"/> Copper 7
					<input type="checkbox"/> Custom RAL 7


Code: **6**

Consult delivery terms and conditions.

*Create your code according to your preferences. CCT 2.700-5.500K only works with driver 5 Casambi and 7 Tuya.

Accessories

End caps <input type="checkbox"/> 40721 <input type="checkbox"/> 40722 <input type="checkbox"/> 40723	Joint 180° <input type="checkbox"/> 40220	Joint 90° <input type="checkbox"/> 40550	Joint 90° <input type="checkbox"/> 40610	Wall bracket <input type="checkbox"/> 40851 <input type="checkbox"/> 40852 <input type="checkbox"/> 40853	Trimless <input type="checkbox"/> 40669	Base 3x0,75 (2,5m) Ø60x28mm <input type="checkbox"/> 40881 <input type="checkbox"/> 40882 <input type="checkbox"/> 40883	Base 5x0,5 (2,5m) Ø60x28mm <input type="checkbox"/> 40991 <input type="checkbox"/> 40992 <input type="checkbox"/> 40993	Ceiling suspension <input type="checkbox"/> 40780	Suspension Kit <input type="checkbox"/> 40795 (5m)



Accessories pages 176-179.

5 YEARS WARRANTY | 50.000 HOURS | IP 40 | UGR <19 | 230 VAC | PF >0,9 | CRI ≥95 | | | | | 3,37m Max | | | |

Urban emergency



Code	Diffuser (Angle)	Size	CCT (lm/W)	Emergency + Driver	Colour
Code 6	UGR (78°) 4	1.130mm 3	2.700K (112 lm/W) 2	Emergency + On / Off K1	<input type="checkbox"/> White (9003) 1
	Opal (112°) 5	1.410mm 4	3.000K (128 lm/W) 3	Emergency + Dali K2	<input checked="" type="checkbox"/> Black (9005) 2
		1.690mm 5	4.000K (136 lm/W) 4	Emergency + Push K3	<input checked="" type="checkbox"/> Custom RAL
		1.970mm 6	5.000K (136 lm/W) 5	Emergency + Casambi K5	
		2.530mm 7	2.700-5.500K (105 lm/W) 9		

Code: **6** ■ ■ ■ ■ ■



Emergency
4.000K 200lm |  1/3H.
EN 60598-2-2

Urban sensor casambi




Urban sensor incorporates a presence and illuminance (brightness) sensor, this works with the CASAMBI wireless control system via Bluetooth. The equipment can be configured in different ways to activate scenes of any luminaire of the CASAMBI network by presence or illuminance.


Urban sensor incorpora un detector de presencia e iluminancia (luminosidad), este funciona con el sistema de control inalámbrico CASAMBI mediante Bluetooth. El equipo se puede configurar de diferentes maneras para activar escenas de cualquier luminaria de la red CASAMBI por presencia o iluminancia.

Code	Diffuser (Angle)	Size	CCT (lm/W)	Sensor + Driver	Colour
Code 6	UGR (78°) 4	1.130mm 3	2.700K (112 lm/W) 2	Sensor + Casambi 8	<input type="checkbox"/> White (9003) 1
	Opal (112°) 5	1.410mm 4	3.000K (128 lm/W) 3		<input checked="" type="checkbox"/> Black (9005) 2
		1.690mm 5	4.000K (136 lm/W) 4		<input checked="" type="checkbox"/> Custom RAL

Code: **6** ■ ■ ■ ■ **8** ■

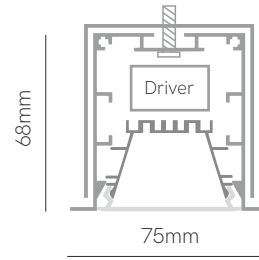








Urban E



63mm x L

*Spring clips included.

Control accessories: page 327 pages 326-333 pages 334-335



Technical Information

Power	46W / 57W / 69W / 80W / 103W	Material	Aluminium 6063
Lumens	4.830 lm - 14.008 lm	PCB	Rigid
Installation	Recessed		

Code	Diffuser (Angle)	Size (Power)	CCT (lm/W)	Driver / Emergency	Colour
Code 3	UGR (78°) 4	1.130mm (46W) 3	2.700K (112 lm/W) 2	On / Off 1	<input type="checkbox"/> White (9003) 1
	Opal (112°) 5	1.410mm (57W) 4	3.000K (128 lm/W) 3	Dali 2	<input checked="" type="checkbox"/> Black (9005) 2
		1.690mm (69W) 5	4.000K (136 lm/W) 4	Push 3	<input type="checkbox"/> Gray (9006) 3
		1.970mm (80W) 6	5.000K (136 lm/W) 5	Casambi 5	Custom RAL
		2.530mm (103W) 7	2.700-5.500K (105 lm/W) 9	Tuya 7	
				Emergency + On / Off K1	
				Emergency + Dali K2	
				Emergency + Push K3	
				Emergency + Casambi K5	

Code: **3**

Accessories pages 176-179.


Consult delivery terms and conditions.


*Create your code according to your preferences. CCT 2.700-5.500K only works with driver 5 Casambi and 7 Tuya.

Accessories



Emergency 4.000K 200lm | 1/3H. EN 60598-2-2

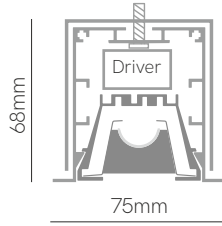




*Emergency kit

*Optional emergency kit with self-contained luminaire, high luminosity SMD LED with lens ideal for corridors and evacuation routes.

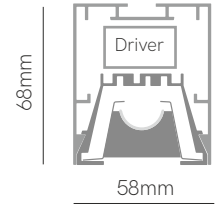
Urban train E



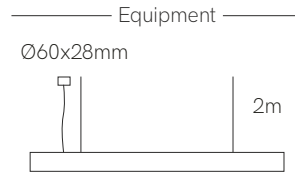
63mm x L

*Finished luminaire.
Includes clips, power cable and end caps.

Urban train



*Finished luminaire.
Includes suspension kit, power cable and end caps.



Control accessories:  pages 326-333

 pages 334-335



Technical Information


Power	46W / 57W / 69W / 80W
Lumens	4.830 lm - 10.880 lm
Installation	Recessed / Pendant

Material	Aluminium 6063
PCB	Rigid

Code	Diffuser (Angle)	Size (Power)	CCT (lm/W)	Driver / Emergency	Colour
Train E 8	Black Slats (62°) 2	1.130mm (46W) 3	2.700K (112 lm/W) 2	On / Off 1	<input type="checkbox"/> White (9003) 1
Train 6	Alum. Slats (84°) 7	1.410mm (57W) 4	3.000K (128 lm/W) 3	Dali 2	<input checked="" type="checkbox"/> Black (9005) 2
		1.690mm (69W) 5	4.000K (136 lm/W) 4	Push 3	<input checked="" type="checkbox"/> Custom RAL
		1.970mm (80W) 6	5.000K (136 lm/W) 5	Casambi 5	
			2.700-5.500K (105 lm/W) 9	Emerg.+ On / Off K1	
				Emerg.+ Dali K2	
				Emerg.+ Push K3	
				Emerg.+ Casambi K5	

Code:

 Emergency
4.000K 200lm |  1/3H.
EN 60598-2-2



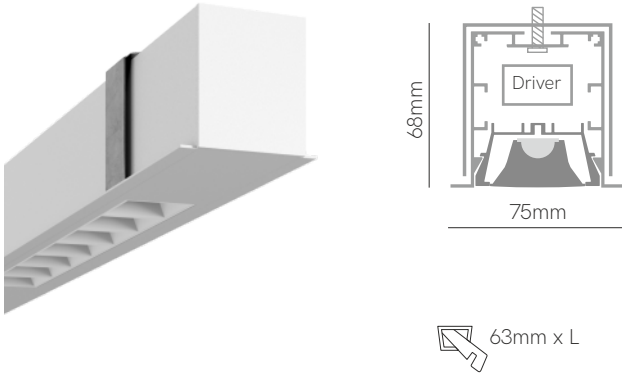
Accessories pages 176-179.  Consult delivery terms and conditions.

*Create your code according to your preferences. CCT 2.700-5.500K only works with driver 5 Casambi.



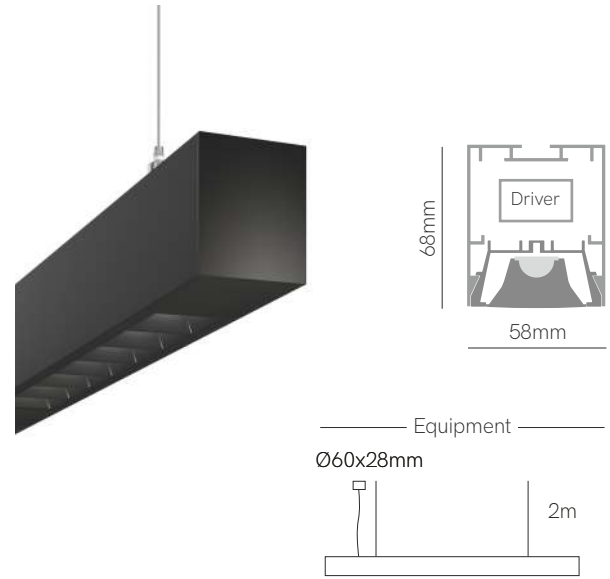


Urban fly E

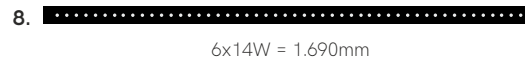
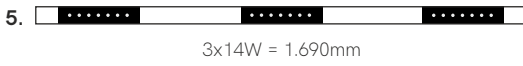
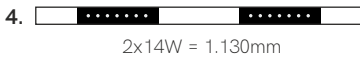


*Finished luminaire.
Includes clips, power cable and end caps.

Urban fly



*Finished luminaire. Includes suspension kit, power cable and end caps.



Control accessories: pages 326-333

pages 334-335

Technical Information

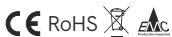
Power	2x14W / 3x14W / 4x14W / 6x14W
Lumens	3.192 lm - 11.424 lm
Installation	Recessed / Pendant

Material	Aluminium 6063
PCB	Rigid

Code	Diffuser (Angle)	Size (Power)	CCT (lm/W)	Driver / Emergency	Colour
Fly E 8	Optical (50°) 9	1.130mm (28W) 4	2.700K (114 lm/W) 2	On / Off 1	<input type="checkbox"/> White (9003) 1
Fly 6		1.690mm (42W) 5	3.000K (130 lm/W) 3	Dali 2	<input checked="" type="checkbox"/> Black (9005) 2
		1.130mm (56W) 7	4.000K (136 lm/W) 4	Push 3	Custom RAL
		1.690mm (84W) 8		Casambi 5	
				Emerg.+ On / Off K1	
				Emerg.+ Dali K2	
				Emerg.+ Push K3	
				Emerg.+ Casambi K5	

Code: **9**

Emergency
4.000K 200lm | 1/3H.
EN 60598-2-2

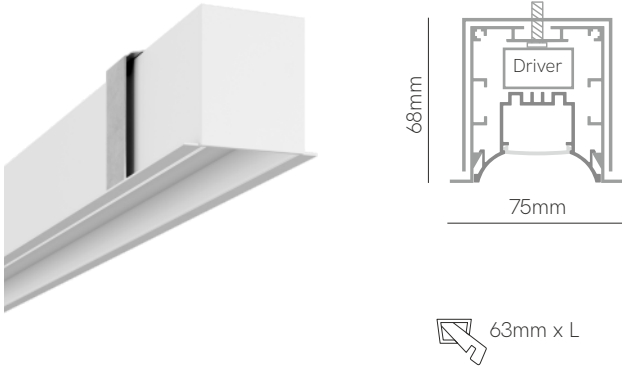


Accessories pages 176-179. Consult delivery terms and conditions.



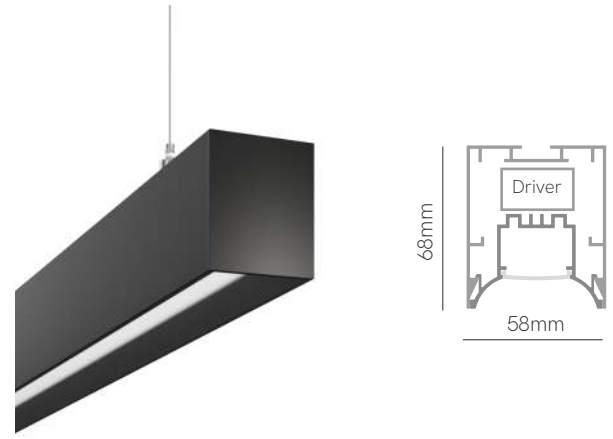


Urban work E



*Finished luminaire.
Includes clips, power cable and end caps.

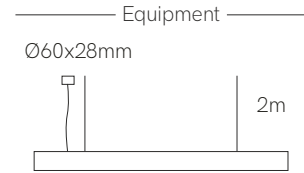
Urban work



*Finished luminaire.
Includes suspension kit, power cable and end caps.

Control accessories:  pages 326-333


 pages 334-335





Technical Information

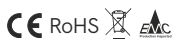
Power	35W / 43W / 51W / 59W / 97,5W
Lumens	3.675 lm - 11.505 lm
Installation	Recessed / Pendant

Material	Aluminium 6063
PCB	Rigid

Code	Diffuser (Angle)	Size (Power)	CCT (lm/W)	Driver / Emergency	Colour
Work E 7	Retracted (102°) 3	1.130mm (35W) 3	2.700K (105 lm/W) 2	On / Off 1	<input type="checkbox"/> White (9003) 1
Work 6		1.410mm (43W) 4	3.000K (112 lm/W) 3	Dali 2	<input type="checkbox"/> Black (9005) 2
		1.690mm (51W) 5	4.000K (118 lm/W) 4	Push 3	 Custom RAL
		1.970mm (59W) 6	5.000K (118 lm/W) 5	Casambi 5	
		2.530mm (97,5W) 7	2.700-5.500K (105 lm/W) 9	Emerg.+ On / Off K1	
				Emerg.+ Dali K2	
		Emerg.+ Push K3			
		Emerg.+ Casambi K5			

Code:

 Emergency
4.000K 200lm |  1/3H.
EN 60598-2-2



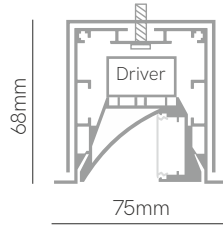
Accessories pages 176-179.  Consult delivery terms and conditions.

*Create your code according to your preferences. CCT 2.700-5.500K only works with driver 5 Casambi and 7 Tuyu.

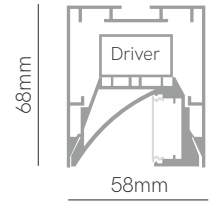




Urban asymmetric E



Urban asymmetric



*Spring clips included.



Urban asymmetric E



Urban asymmetric



Control accessories: page 327

pages 326-333

pages 334-335

Technical Information

Power	25W / 31W / 37W / 43W / 55W
Lumens	1.650 lm - 4.290 lm
Installation	Recessed and Surface / Pendant
Material	Aluminium 6063
PCB	Flex (Fine 52)

Code	Diffuser (Angle)	Size (Power)	CCT (lm/W)	Driver	Colour
Asymmetric E 3	Opal asym. (30°/60°) 8	1.130mm (25W) 3	2.700K (66 lm/W) 2	On / Off 1	<input type="checkbox"/> White (9003) 1
Asymmetric 6		1.410mm (31W) 4	3.000K (72 lm/W) 3	Dali 2 N	<input type="checkbox"/> Black (9005) 2
		1.690mm (37W) 5	4.000K (78 lm/W) 4	Push 3 i	Custom RAL
		1.970mm (43W) 6		Casambi 5	
		2.530mm (55W) 7		Tuya 7	

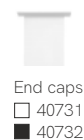
Code:

i Consult delivery terms and conditions.
*Create your code according to your preferences.


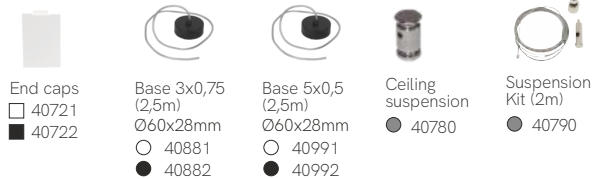
Common accessories



Urban asymmetric E accessories



Urban asymmetric accessories

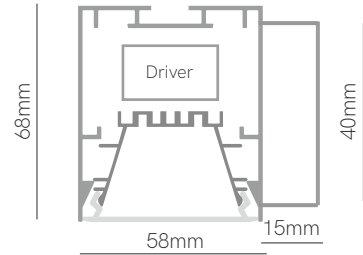


Accessories pages 176-179.





Urban wall sensor



*Finished luminaire. Includes power supply, base wall and end caps.

Technical Information

Power	21W / 32W / 43W
Lumens	2.352 lm - 5.848 lm
Installation	Wall
Material	Aluminium 6063
PCB	Rigid


Code	Diffuser (Angle)	Size (Power)	CCT (lm/W)	Driver	Colour
Code 6	Opal (112°) 1	570mm (21W) 1	2.700K (112 lm/W) 2	Motion sensor 0	<input type="checkbox"/> White (9003) 1
		840mm (32W) 2	3.000K (128 lm/W) 3		<input checked="" type="checkbox"/> Black (9005) 2
		1.130mm (43W) 3	4.000K (136 lm/W) 4		<input type="checkbox"/> Gray (9006) 3
			5.000K (136 lm/W) 5		<input checked="" type="checkbox"/> Custom RAL

Code: **6** **1** **0**

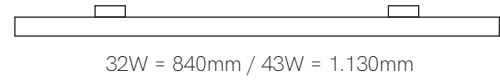
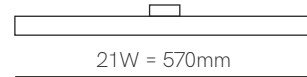
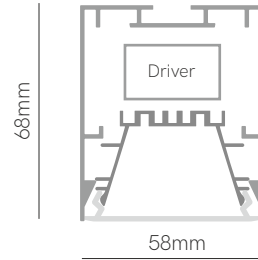


Consult delivery terms and conditions.
*Create your code according to your preferences.





Urban track



*Finished luminaire.

Control accessories:  pages 326-333




Technical Information

Power	21W / 32W / 43W
Lumens	2.352 lm - 5.848 lm
Installation	Three Phase Track
Material	Aluminium 6063
PCB	Rigid

Code	Diffuser (Angle)	Size (Power)	CCT (lm/W)	Driver	Colour
Code 6	UGR (78°) 4	570mm (21W) 4	2.700K (112 lm/W) 2	On / Off 4	<input type="checkbox"/> White (9003) 1
	Opal (112°) 5	840mm (32W) 6	3.000K (128 lm/W) 3	Casambi 6	<input checked="" type="checkbox"/> Black (9005) 2
		1.130mm (43W) 8	4.000K (136 lm/W) 4		<input checked="" type="checkbox"/> Custom RAL
			5.000K (136 lm/W) 5		

Code: **6**

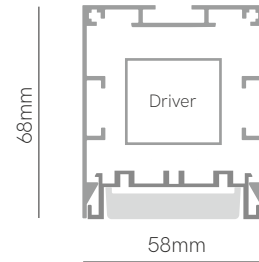


 Consult delivery terms and conditions.

5 YEARS WARRANTY |
 50.000 HOURS |
 IP 20 |
 UGR <19 (4) |
 230 VAC |
 PF >0,9 |
 CRI ≥95 |
  |
  |
 3,37m Max |
  |
  |
 PUSH



Urban market



Control accessories:  pages 334-335



Technical Information


Power	45W / 55,5W / 66W / 76,5W / 97,5W
Lumens	5.040 lm - 13.552 lm
Installation	Surface / Pendant
Material	Aluminium 6063
PCB	Rigid

Code	Diffuser (Angle)	Size (Power)	CCT (lm/W)	Driver	Colour
Code 2	Asymmetric (15°/60°) 1	1.130mm (45W) 3	3.000K (112 lm/W) 3	On / Off 1	<input type="checkbox"/> White (9003) 1
	Double asym.(60°/60°) 2	1.410mm (55,5W) 4	4.000K (118 lm/W) 4	Dali 2	<input checked="" type="checkbox"/> Black (9005) 2
	Optical (30°) 3	1.690mm (66W) 5	MEAT R - 3.200K (86 lm/W) R		<input checked="" type="checkbox"/> Custom RAL
	Optical (60°) 6	1.970mm (76,5W) 6	HAM - 3.200K (85 lm/W) X		
	Optical (90°) 9	2.530mm (97,5W) 7	MEAT M - 3.500K (84 lm/W) M		
			FISH - 6.500K (139 lm/W) F		
			FRUIT - 4.200K (123 lm/W) V		
			BREAD - 2.700K (131 lm/W) P		

Code: **2**

 Consult delivery terms and conditions.
*Create your code according to your preferences.

Accessories

						
End caps <input type="checkbox"/> 40721 <input checked="" type="checkbox"/> 40722	Joint 180° <input checked="" type="checkbox"/> 40220 <input type="checkbox"/> 40550	Joint 90° <input checked="" type="checkbox"/> 40550	Base 3x0,75 (2,5m) Ø60x28mm <input type="checkbox"/> 40881 <input checked="" type="checkbox"/> 40882	Base 5x0,5 (2,5m) Ø60x28mm <input type="checkbox"/> 40991 <input checked="" type="checkbox"/> 40992	Ceiling suspension <input checked="" type="checkbox"/> 40780	Suspension Kit <input checked="" type="checkbox"/> 40795 (5m)



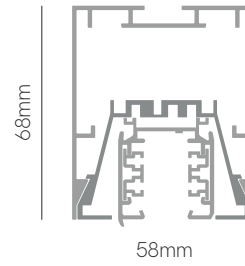

Accessories pages 176-179.

5 YEARS WARRANTY |
 50.000 HOURS |
 IP 40 |
 230 VAC |
 PF >0,9 |
 CRI 80/93 |
  |
  |
  |
  |
 3,37m Max |
  |
 



NEW

Urban 3PH



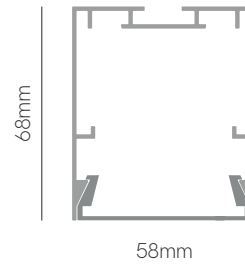
Technical Information

Installation	Three Phase Track		Material	Aluminium 6063	
Code	Size (Power)	Driver	Colour		
Code 51	1.000mm 10	On / Off 1	<input type="checkbox"/> White (9003)	1	
	2.000mm 20		<input checked="" type="checkbox"/> Black (9005)	2	
	3.000mm 30		<input type="checkbox"/> Custom RAL		

Code: 5 1 1

NEW

Urban closed



Technical Information

Installation	Surface		Material	Aluminium 6063	
Code	Size (Power)	Driver	Colour		
Code 52	1.000mm 10	On / Off 1	<input type="checkbox"/> White (9003)	1	
			<input checked="" type="checkbox"/> Black (9005)	2	
			<input type="checkbox"/> Custom RAL		

Code: 5 2 1 0 1

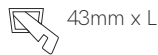
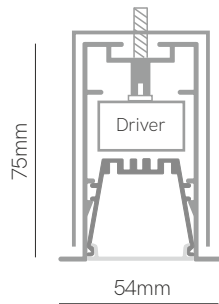


Consult delivery terms and conditions.

5 YEARS WARRANTY | IP 20 | 230 VAC | | Urban 3PH 3m Max | Urban closed 1m Max

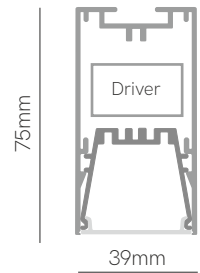


Time E



*Spring clips included.

Time



Control accessories:  pages 326-333



 pages 334-335



Technical Information

Power	31W / 46W / 69W
Lumens	3.472 lm - 9.384 lm
Installation	Recessed and Surface / Pendant

Material	Aluminium 6063
PCB	Rigid

Code	Diffuser (Angle)	Size (Power)	CCT (lm/W)	Driver	Colour
Time E 9	UGR (81°) 3	1.130mm (31W) 3	2.700K (112 lm/W) 2	On / Off 1	<input type="checkbox"/> White (9003) 1
Time 8	Opal (112°) 5	1.690mm (46W) 5	3.000K (128 lm/W) 3	Dali 2	<input type="checkbox"/> Black (9005) 2
		2.530mm (69W) 7	4.000K (136 lm/W) 4	Push 3	<input type="checkbox"/> Gray (9006) 3
			5.000K (136 lm/W) 5	Casambi 5 	 Custom RAL

Code:

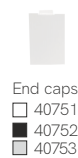
 Consult delivery terms and conditions.
*Create your code according to your preferences.

Common accessories



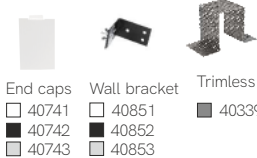
Joint 180° 40770
Joint 90° 40990

Time E accessories



End caps
 40751
 40752
 40753


Time accessories



End caps 40741 40851 40852 40853
Wall bracket 40851 40852 40853
Trimless 40339



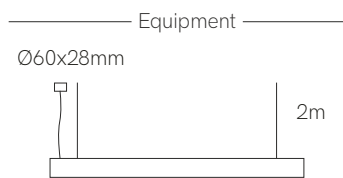
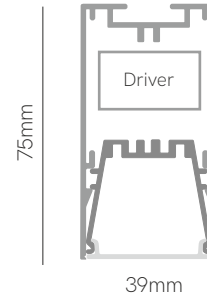
Base 3x0,75 (2,5m) 40881 40882 40883
Base 5x0,5 (2,5m) 40991 40992 40993
Recessed base 3x0,75 (2,5m) 40831 40832 40833
Recessed base 5x0,5 (2,5m) 40931 40932 40933
Ceiling suspension 40780
Suspension Kit (5m) 40795



Accessories pages 176-179.



Nexus



*Finished luminaire. Includes suspension kit, power cable and end caps.

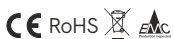
Control accessories: page 327 pages 326-333

Technical Information

Power	46W / 70W
Lumens	4.830 lm - 7.350 lm
Installation	Pendant
Material	Aluminium 6063
PCB	Rigid

Code	Diffuser (Angle)	Size (Power)	CCT (lm/W)	Driver	Colour
Code 4	UGR (81°) 4	1.130mm (46W) 3	2.700-5.500K (105 lm/W) 9	Casambi 5	<input type="checkbox"/> White (9003) 1
		1.690mm (70W) 5		Tuya 7	<input checked="" type="checkbox"/> Black (9005) 2
				RF Control 9	<input type="checkbox"/> Gray (9006) 3
					Custom RAL

Code: **4** **4** **9**



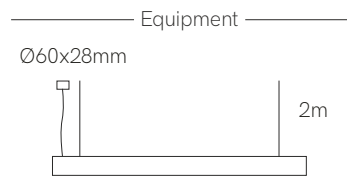
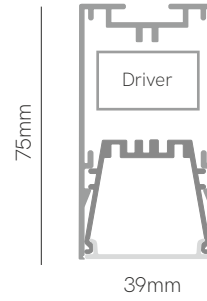

Consult delivery terms and conditions.

*Create your code according to your preferences. RF included on Driver RF Control.

5 YEARS WARRANTY |
 50.000 HOURS |
 IP 40 |
 UGR <19 |
 230 VAC |
 PF >0,9 |
 CRI ≥95 |
 |
 |
 3,37m Max |
 |
 |
 |
 RF

NEW

Color time




*Finished luminaire. Includes suspension kit and textile power cable.

Control accessories:  page 327  pages 326-333




Technical Information

Power	43W / 54W / 64W / 75W
Lumens	4.300 lm - 8.250 lm
Installation	Pendant
Material	Aluminium 6063
PCB	Rigid

Code	Diffuser (Angle)	Size (Power)	CCT (lm/W)	Driver	Colour
Code 8	UGR (81°) 0	1.130mm (43W) 3	2.700K (100 lm/W) 2	On / Off 1	<input type="checkbox"/> White (9003) 1
		1.410mm (54W) 4	3.000K (105 lm/W) 3	Triac 4	<input checked="" type="checkbox"/> Black (9005) 2
		1.690mm (64W) 5	4.000K (110 lm/W) 4	Casambi 5	<input type="checkbox"/> Gray (7037) 3
		1.970mm (75W) 6	2.700-5.500K (100 lm/W) 9	Tuya 7	<input checked="" type="checkbox"/> Green (6018) 4
					<input type="checkbox"/> Orange (2009) 5
					<input type="checkbox"/> Red (3020) 6
					<input type="checkbox"/> Violet (4008) 7
					<input type="checkbox"/> Pastel blue (5024) 8
					<input type="checkbox"/> Light blue (5012) 9
					<input checked="" type="checkbox"/>  Custom RAL

Code: **8 0**



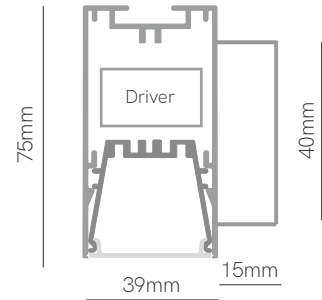
 Consult delivery terms and conditions.

*Create your code according to your preferences. CCT 2.700-5.500K only works with driver 5 Casambi and 7 Tuya.





Time wall sensor



*Finished luminaire. Includes power supply, base wall and end caps.



Technical Information

Power	15W / 23W / 31W
Lumens	1.680 lm - 4.216 lm
Installation	Wall
Material	Aluminium 6063
PCB	Rigid


Code	Diffuser (Angle)	Size (Power)	CCT (lm/W)	Driver	Colour
Code 8	Opal (112°) 1	570mm (15W) 1	2.700K (112 lm/W) 2	Motion sensor 0	<input type="checkbox"/> White (9003) 1
		840mm (23W) 2	3.000K (128 lm/W) 3		<input checked="" type="checkbox"/> Black (9005) 2
		1.130mm (31W) 3	4.000K (136 lm/W) 4		<input type="checkbox"/> Gray (9006) 3
			5.000K (136 lm/W) 5		<input checked="" type="checkbox"/> Custom RAL

Code: **8 1** **0**

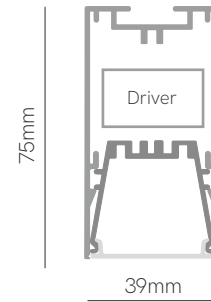


Consult delivery terms and conditions.
*Create your code according to your preferences.

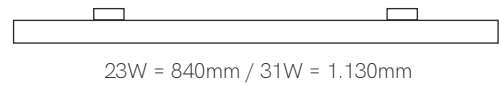
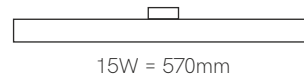




Time track



Equipment



Control accessories:  pages 326-333

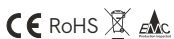



Technical Information

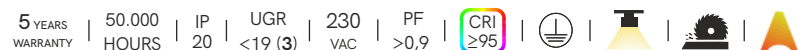
Power	15W / 23W / 31W
Lumens	1.680 lm - 4.216 lm
Installation	Three Phase Track
Material	Aluminium 6063
PCB	Rigid

Code	Diffuser (Angle)	Size (Power)	CCT (lm/W)	Driver	Colour
Code 8	UGR (81°) 3	570mm (15W) 4	2.700K (112 lm/W) 2	On / Off 4	<input type="checkbox"/> White (9003) 1
	Opal (112°) 5	840mm (23W) 6	3.000K (128 lm/W) 3	Casambi 6	<input checked="" type="checkbox"/> Black (9005) 2
		1.130mm (31W) 8	4.000K (136 lm/W) 4		<input type="checkbox"/> Custom RAL 4
			5.000K (136 lm/W) 5		

Code: **8**

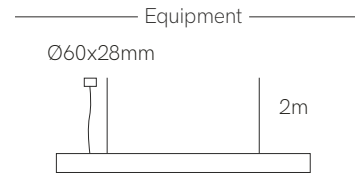
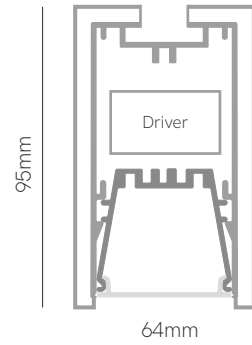


 Consult delivery terms and conditions.
*Create your code according to your preferences.





Forest



*Finished luminaire. Includes suspension kit and power cable.

Control accessories: page 327 pages 326-333 pages 334-335



Technical Information

Power	31W / 38W / 46W / 53W
Lumens	3.255 lm - 7.208 lm
Installation	Pendant
Material	Aluminium 6063 and wood
PCB	Rigid

Code	Diffuser (Angle)	Size (Power)	CCT (lm/W)	Driver	Colour
Code 4	UGR (81°) 3	1.155mm (31W) 3	2.700K (112 lm/W) 2	On / Off 1	⊙ Wood 8
	Opal (112°) 5	1.435mm (38W) 4	3.000K (128 lm/W) 3	Dali 2	
		1.715mm (46W) 5	4.000K (136 lm/W) 4	Push 3	
		1.995mm (53W) 6	5.000K (136 lm/W) 5	Casambi 5	
			2.700-5.500K (105 lm/W) 9	Tuya 7	

Code: **4** **8**



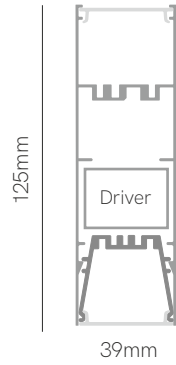
⊙ Consult delivery terms and conditions.

*Create your code according to your preferences. CCT 2.700-5.500K only works with driver 5 Casambi and 7 Tuya.





Dual

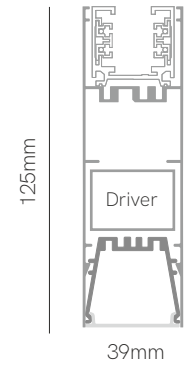


Opal/UGR

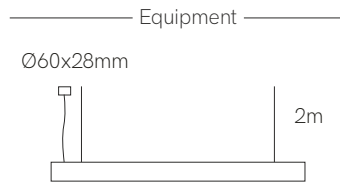
Dual inserted track



Spot not included



Track/UGR



*Finished luminaire. Includes suspension kit, power cable and end caps.

Control accessories:  pages 326-333

 pages 334-335




Technical Information

Power	18-24W / 28-35W / 46-52W
Lumens	Up 2.016 lm - 6.256 lm / Down 2.688 lm - 7.072 lm
Installation	Pendant
Material	Aluminium 6063
PCB	Rigid

Code	Diffuser (Angle)	Size (Power)	CCT (lm/W)	Driver	Colour
Code 5	Opal/UGR (81°) 6	1.130mm (18-24W) 3	2.700K (112 lm/W) 2	On / Off 1	<input type="checkbox"/> White (9003) 1
	Track/UGR (81°) 9	1.690mm (28-35W) 5	3.000K (128 lm/W) 3	Dali 2	<input type="checkbox"/> Black (9005) 2
		2.530mm (46-52W) 7	4.000K (136 lm/W) 4	Push 3	<input checked="" type="checkbox"/> Custom RAL
			5.000K (136 lm/W) 5	Casambi 5	

Code: 5 

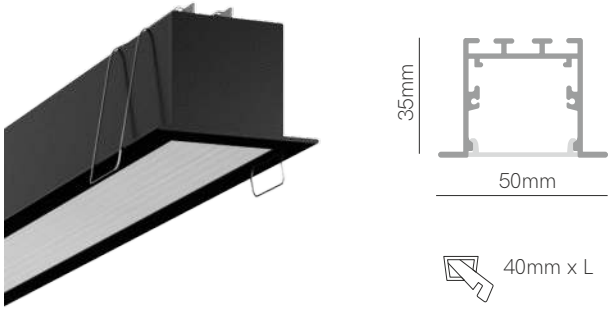


 Consult delivery terms and conditions.
*Create your code according to your preferences.

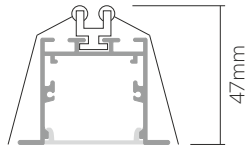




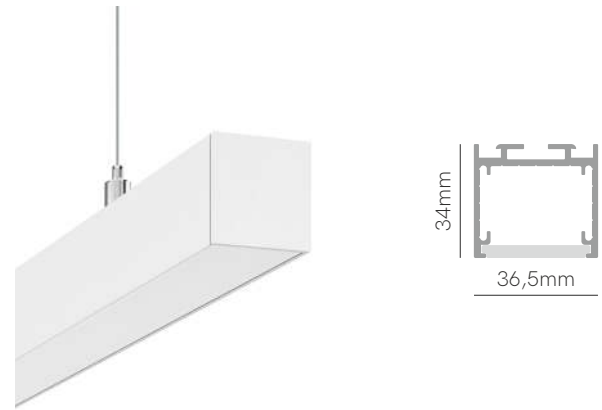
Kubo E



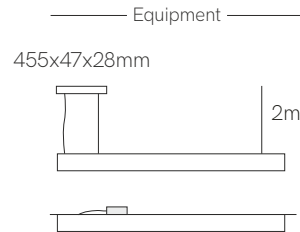
*Finished luminaire. Includes driver, spring clips, power cable and end caps.





Kubo



*Finished luminaire. Includes driver, suspension kit, ceiling suspension, power cable and end caps.



Control accessories:  page 327

 pages 326-333



 pages 334-335




Technical Information


Power	31W / 38W / 46W / 54W
Lumens	3.100 lm - 6.264 lm
Installation	Recessed and Surface / Pendant

Material	Aluminium 6063
PCB	Rigid / RGB-W Flex

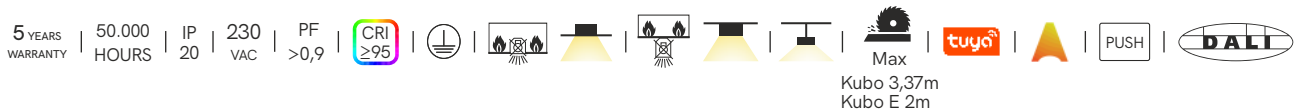
Code	Diffuser (Angle)	Size (Power)	CCT (lm/W)	Driver	Colour
Kubo E 5	Opal (100°) 5	1.130mm (31W) 3	2.700K (100 lm/W) 2	On / Off 1	<input type="checkbox"/> White (9003) 1
		1.410mm (38W) 4	3.000K (105 lm/W) 3	Dali 2	<input checked="" type="checkbox"/> Black (9005) 2
Kubo 7		1.690mm (46W) 5	4.000K (111 lm/W) 4	Push 3 	 Custom RAL
		1.970mm (54W) 6	5.000K (116 lm/W) 5	Casambi 5	
			RGB-W (100 lm/W) 8	Tuya 7	
			2.700-5.500K (105 lm/W) 9		


Code: **5**



 Consult delivery terms and conditions.

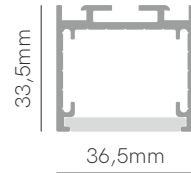
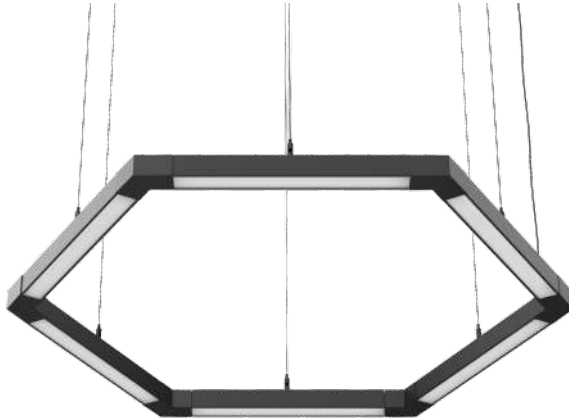
*Create your code according to your preferences. CCT 2.700-5.500K only works with driver 5 Casambi and 7 Tuya.





NEW

Puzzle



Customizable modular system. Components are supplied separately to allow for bespoke configurations. Power supply required (pages 340-341).

Sistema modular para configuraciones a medida. Componentes por separado, requiere fuente de alimentación (páginas 340-341).



Technical Information

Power	8W / 10W / 12W	Material	Aluminium 6063
Lumens	528 lm - 936 lm	PCB	Flex (Fine 56)
Installation	Pendant		


Code	Diffuser (Angle)	Size (Power)	CCT (lm/W)	Driver	Colour
Code 4	Opal (100°) 1	330mm (8W) 1	2.700K (66 lm/W) 2	24 VDC (without equipment) 0	<input type="radio"/> White (9003) 1
		430mm (10W) 2	3.000K (72 lm/W) 3		<input type="radio"/> Black (9005) 2
		530mm (12W) 3	4.000K (78 lm/W) 4		<input checked="" type="radio"/> Custom RAL
			RGB (50 lm/W) 7		
			2.700-5.500K (70 lm/W) 9		

Code: **4** **1** **0**

Accessories



- Connection
- 412622 2 Wires M-M-F
 - 412922 2 Wires F-F-M
 - 413633 3 Wires M-M-F
 - 413933 3 Wires F-F-M
 - 414644 4 Wires M-M-F
 - 414944 4 Wires F-F-M



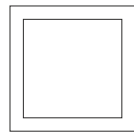
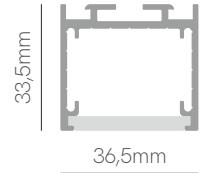
Consult delivery terms and conditions.

*Create your code according to your preferences.






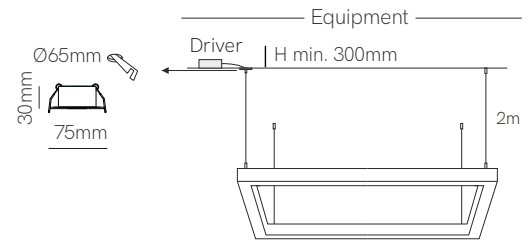
Mirrow



595x595mm



1.050x595mm



*Finished luminaire. Includes driver, suspension kit, power cable and end caps.

Control accessories:  page 327


 pages 326-333

 pages 334-335

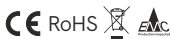


Technical Information

Power	53W / 80W
Lumens	5.300 lm - 8.880 lm
Installation	Pendant
Material	Aluminium 6063
PCB	Rigid / RGB-W Flex

Code	Diffuser (Angle)	Size (Power)	CCT (lm/W)	Driver	Colour
Code 7	Opal (100°) 8	595x595mm (53W) 2	2.700K (100 lm/W) 2	On / Off 1	<input type="checkbox"/> White (9003) 1
		1.050x595mm (80W) 9	3.000K (105 lm/W) 3	Dali 2	<input type="checkbox"/> Black (9005) 2
			4.000K (111 lm/W) 4	Push 3	 Custom RAL
			RGB-W (100 lm/W) 8	Casambi 5	
			2.700-5.500K (105 lm/W) 9	Tuya 7	

Code: **7** **8**



 Consult delivery terms and conditions.

*Create your code according to your preferences. RGB-W and CCT 2.700-5.500K only works with driver 5 Casambi and 7 Tuya.

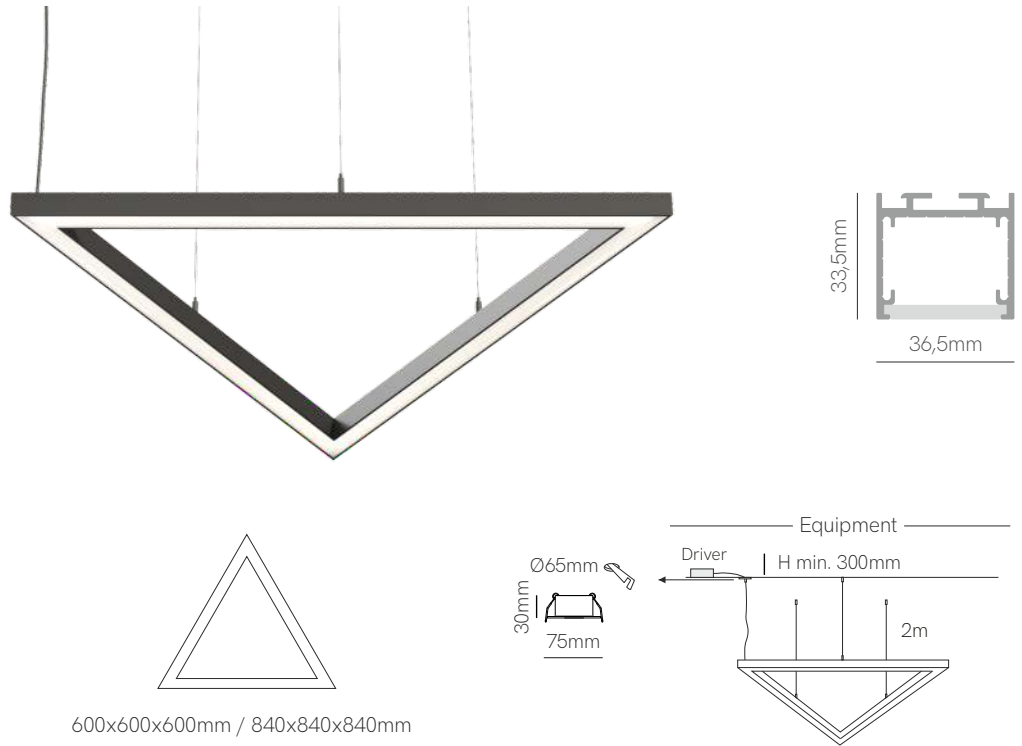




▶ VIDEO



Tax



600x600x600mm / 840x840x840mm

*Finished luminaire. Includes driver, suspension kit, power cable and end caps.

Control accessories: page 327 pages 326-333 pages 334-335

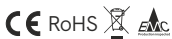


Technical Information

Power	39W / 55W
Lumens	3.900 lm - 6.105 lm
Installation	Pendant
Material	Aluminium 6063
PCB	Rigid / RGB-W Flex

Code	Diffuser (Angle)	Size (Power)	CCT (lm/W)	Driver	Colour
Code 7	Opal (100°) 2	600mm (39W) 4	2.700K (100 lm/W) 2	On / Off 1	△ White (9003) 1
		840mm (55W) 8	3.000K (105 lm/W) 3	Dali 2	▲ Black (9005) 2
			4.000K (111 lm/W) 4	Push 3	🌈 Custom RAL
			RGB-W (100 lm/W) 8	Casambi 5	
			2.700-5.500K (105 lm/W) 9	Tuya 7	

Code: **7** **2** ■ ■ ■ ■ ■



Ⓞ Consult delivery terms and conditions.

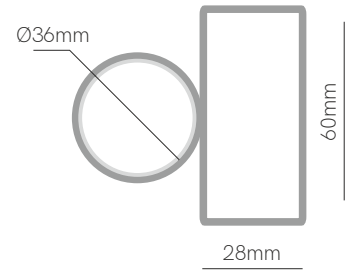
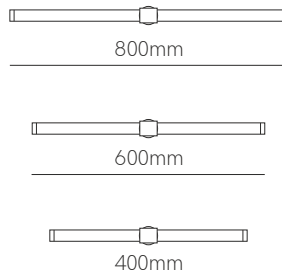
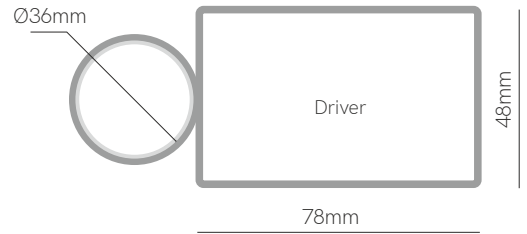
*Create your code according to your preferences. RGB-W and CCT 2.700-5.500K only works with driver 5 Casambi and 7 Tuya.





NEW

Linstra



*Finished luminaire. Includes base wall and end caps (aluminium).

Technical Information

Power	8W / 12W / 16W
Lumens	480 lm - 1.168 lm
Installation	Wall
Material	Aluminium and polycarbonate
PCB	Flex (Fine 25)

Code	Diffuser (Angle)	Size (Power)	CCT (lm/W)	Driver	Colour
Code	L Opal (360°) 7	400mm (8W) 1	2.400K (60 lm/W) 1	24 VDC 0	○ White (9003) 1
		600mm (12W) 2	2.700K (65 lm/W) 2	230 VAC 9	● Black (9005) 2
		800mm (16W) 3	3.000K (69 lm/W) 3		
			4.000K (73 lm/W) 4		

Code: **L 7** ■ ■ ■ ■ ■



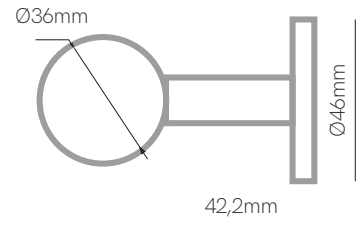
ⓘ Consult delivery terms and conditions.
*Create your code according to your preferences.






NEW

Luxor



*Finished luminaire.

Control accessories:  page 327



Technical Information

Power	24W / 28W / 34W / 40W
Lumens	3.120 lm - 5.600 lm
Installation	Wall
Material	Aluminium and polycarbonate
PCB	Flex (Fine 42 / Fine 54 / Fine 68)

Code	Diffuser (Angle)	Size (Power)	CCT (lm/W)	Driver	Colour
Code 9	Opal (90°) 4	1.200mm (24W) 3	2.700K (130 lm/W) 2	24 VDC (without equipment) 0	● Black (9005) 2
		1.400mm (28W) 4	3.000K (135 lm/W) 3	External equipment RF + Tuya 9	
		1.700mm (34W) 5	4.000K (140 lm/W) 4		
		2.000mm (40W) 6	RGB (50 lm/W) 7		
			1.800-4.000K (90 lm/W) 9		

Code: **9** **4** **3** **2**



ⓘ Consult delivery terms and conditions.

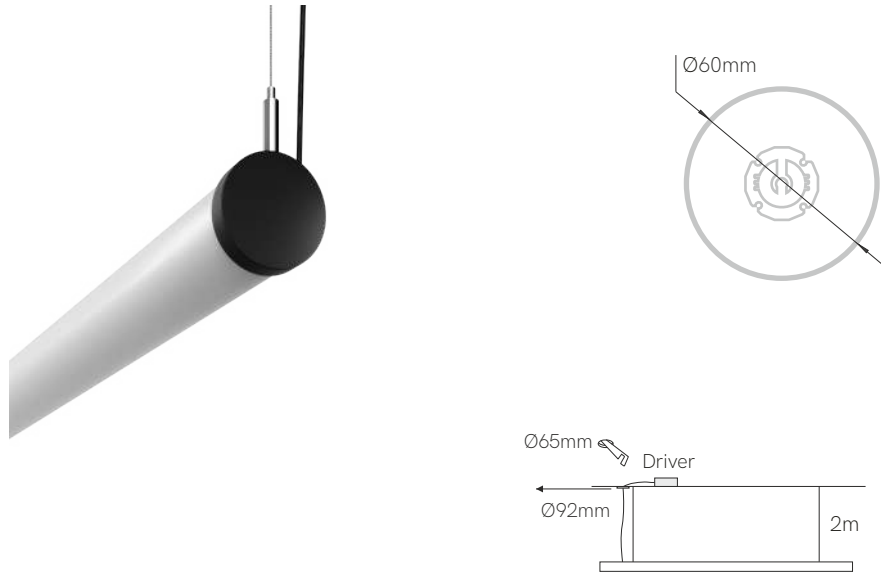
*Create your code according to your preferences. RGB and CCT 1.800-4.000K only works with driver 9 Tuya.

5 YEARS WARRANTY | 50.000 HOURS | IP 20 | 24 VDC | 230 VAC | PF >0,9 | CRI >95 |  |  | 2m Max  |  RF + 



NEW

Filter line



*Finished luminaire. Includes suspension kit, power cable and end caps.

Control accessories:  page 327  pages 326-333  pages 334-335



Technical Information

Power	Monocolor: 48W / 64W / 80W - RGB: 69W / 92W / 120W
Lumens	4.800 lm - 13.320 lm
Installation	Pendant
Material	Aluminium and polycarbonate
Material	Flex (Fine 48 / Fine 54)

Code	Diffuser (Angle)	Size (Power Monocolor - RGB)	CCT (lm/W)	Driver	Colour
Code 3	Opal (360°) 2	1.200mm (48W) - (69W) 5	2.700K (100 lm/W) 2	On / Off 1	○ White (9003) 1
		1.600mm (64W) - (92W) 7	3.000K (105 lm/W) 3	Casambi 5	● Black (9005) 2
		2.000mm (80W) - (120W) 9	4.000K (111 lm/W) 4	Tuya 7	
			RGB (58 lm/W) 7	Dali / Push 8	


Code: **3** **2**



ⓘ Consult delivery terms and conditions.

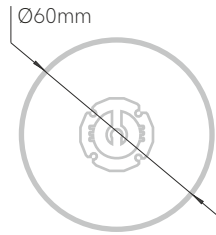
*Create your code according to your preferences. RGB only works with driver 5 Casambi and 7 Tuya.





Institut Ferrés Amat, Barcelona (Spain). Lighting project: Vié Il·luminació. Architecture: Pablo Amorós.

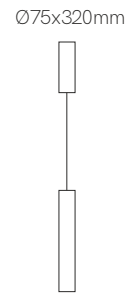
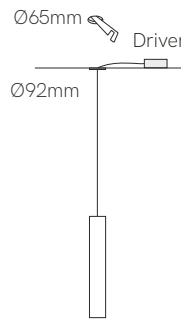
Filter



Equipment

Code **30** recessed driver

Code **37** surface driver



*Finished luminaire. Includes suspension kit, power cable and end caps.

Control accessories: page 327

pages 326-333

pages 334-335

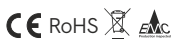


Technical Information

Power	Monocolor: 32W / 48W / 64W / 80W - RGB: 46W / 69W / 92W / 120W
Lumens	3.200 lm - 13.320 lm
Installation	Pendant
Material	Aluminium and polycarbonate
Material	Flex (Fine 48 / Fine 54)

Code / Diffuser (Angle)	Size (Power Monocolor - RGB)	CCT (lm/W)	Driver	Colour
Recessed Opal (360°) 30	800mm (32W) - (46W) 3	2.700K (100 lm/W) 2	On / Off 1	○ White (9003) 1
Surface Opal (360°) 37	1.200mm (48W) - (69) 5	3.000K (105 lm/W) 3	Dali 2	● Black (9005) 2
	1.600mm (64W) - (92) 7	4.000K (111 lm/W) 4	Push 3	
	2.000mm (80W) - (120W) 9	RGB (58 lm/W) 7	Casambi 5	
			Tuya 7	

Code:




ⓘ Consult delivery terms and conditions.

*Create your code according to your preferences. RGB only works with driver 5 Casambi and 7 Tuya.



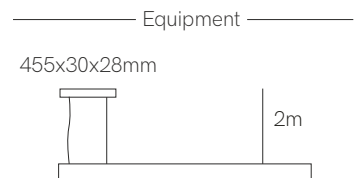
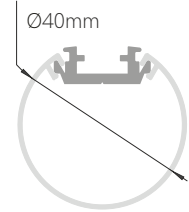






NEW

Tubi mini



*Finished luminaire. Includes suspension kit, power cable and end caps.

Control accessories:  page 327  pages 326-333  pages 334-335

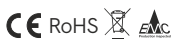


Technical Information

Power	21W / 27W / 32W / 37W
Lumens	2.730 lm - 5.180 lm
Installation	Pendant
Material	Aluminium and polycarbonate
PCB	Rigid

Code	Diffuser (Angle)	Size (Power)	CCT (lm/W)	Driver	Colour
Code 2	Opal (270°) 0	1.130mm (21W) 3	2.700K (130 lm/W) 2	On / Off 1	○ White (9003) 1
		1.410mm (27W) 4	3.000K (135 lm/W) 3	Casambi 5	● Black (9005) 2
		1.690mm (32W) 5	4.000K (140 lm/W) 4	Tuya 7	🌈 Custom RAL
		1.970mm (37W) 6	RGB (58 lm/W) 7	Dali / Push 8	
			1.800-4.000K (90 lm/W) 9		

Code: **2 0**



ⓘ Consult delivery terms and conditions.

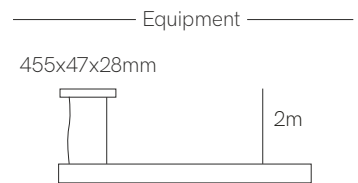
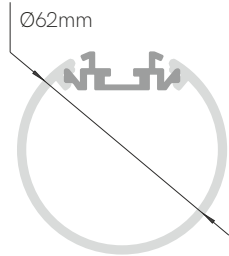
*Create your code according to your preferences. RGB-W and CCT 1.800-4.000K only works with driver 5 Casambi and 7 Tuya.







Institut Ferrés Amat, Barcelona (Spain). Lighting project: Vié Il·luminació. Architecture: Pablo Amorós.

Tubi



*Finished luminaire. Includes suspension kit, power cable and end caps.

Control accessories:  page 327

 pages 326-333

 pages 334-335

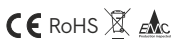


Technical Information

Power	35W / 44W / 53W / 62W
Lumens	3.500 lm - 8.432 lm
Installation	Pendant
Material	Aluminium and polycarbonate
PCB	Rigid

Code	Diffuser (Angle)	Size (Power)	CCT (lm/W)	Driver	Colour
Code 7	Opal (270°) 1	1.130mm (35W) 3	2.700K (100 lm/W) 2	On / Off 1	○ White (9003) 1
		1.410mm (44W) 4	3.000K (128 lm/W) 3	Dali 2	● Black (9005) 2
		1.690mm (53W) 5	4.000K (136 lm/W) 4	Push 3	🌈 Custom RAL
		1.970mm (62W) 6	5.000K (136 lm/W) 5	Casambi 5	
			RGB-W (100 lm/W) 8	Tuya 7	
			2.700-5.500K (105 lm/W) 9		


Code: **7** **1** ■ ■ ■ ■ ■



ⓘ Consult delivery terms and conditions.

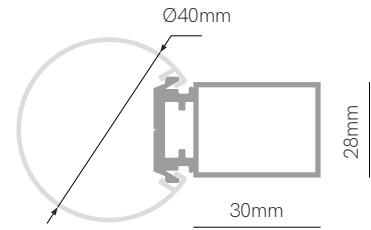
*Create your code according to your preferences. RGB-W and CCT 2.700-5.500K only works with driver 5 Casambi and 7 Tuya.





NEW

Tubi wall mini




*Finished luminaire. Includes base wall and end caps.

Control accessories:  page 327  pages 326-333  pages 334-335



Technical Information

Power	21W / 27W / 32W / 37W
Lumens	2.730 lm - 5.180 lm
Installation	Wall
Material	Aluminium and polycarbonate
PCB	Rigid

Code	Diffuser (Angle)	Size (Power)	CCT (lm/W)	Driver	Colour
Code 4	Opal (270°) 0	1.130mm (21W) 3	2.700K (130 lm/W) 2	On / Off 1	○ White (9003) 1
		1.410mm (27W) 4	3.000K (135 lm/W) 3	Casambi 5	● Black (9005) 2
		1.690mm (32W) 5	4.000K (140 lm/W) 4	Tuya 7 ⓘ	 Custom RAL
		1.970mm (37W) 6	RGB (58 lm/W) 7	Dali / Push 8	
			1.800-4.000K (90 lm/W) 9		

Code: **4 0**



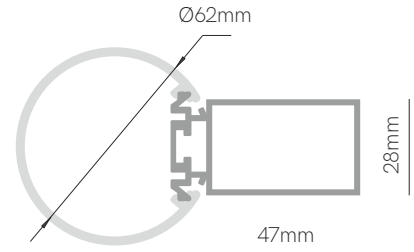

ⓘ Consult delivery terms and conditions.

*Create your code according to your preferences. RGB-W and CCT 1.800-4.000K only works with driver 5 Casambi and 7 Tuya.





Tubi wall



*Finished luminaire. Includes base wall and end caps.

Control accessories:  page 327  pages 326-333  pages 334-335



Technical Information

Power	35W / 44W / 53W
Lumens	3.500 lm - 5.883 lm
Installation	Wall
Material	Aluminium and polycarbonate
PCB	Rigid

Code	Diffuser (Angle)	Size (Power)	CCT (lm/W)	Driver	Colour
Code 7	Opal (270°) 9	1.130mm (35W) 3	2.700K (100 lm/W) 2	On / Off 1	○ White (9003) 1
		1.410mm (44W) 4	3.000K (105 lm/W) 3	Dali 2	● Black (9005) 2
		1.690mm (53W) 5	4.000K (111 lm/W) 4	Push 3	🌈 Custom RAL
			RGB-W (100 lm/W) 8	Casambi 5	
			2.700-5.500K (105 lm/W) 9	Tuya 7	

Code: **7** **9** ■ ■ ■ ■ ■



ⓘ Consult delivery terms and conditions.

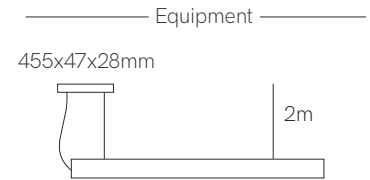
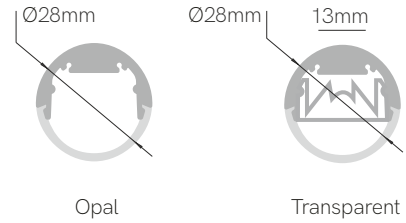
*Create your code according to your preferences. RGB-W and CCT 2.700-5.500K only works with driver 5 Casambi and 7 Tuya.





Connecta Fisioteràpia i Salut, Barcelona (Spain).

Grip




*Finished luminaire. Includes suspension kit, power cable and end caps.

Control accessories:  page 327  pages 326-333  pages 334-335




Technical Information

Power	26W / 33W / 39W / 46W
Lumens	2.522 lm - 4.968 lm
Installation	Pendant
Material	Aluminium and polycarbonate
PCB	Flex (Fine 52)

Code	Diffuser (Angle)	Size (Power)	CCT (lm/W)	Driver	Colour
Code 2	Opal (100°)	4 1.130mm (26W)	3 2.700K (97 lm/W)	2 On / Off	1 ● Black (9005)
	Transparent (30°)	8 1.410mm (33W)	4 3.000K (103 lm/W)	3 Dali	2  Custom RAL
		5 1.690mm (39W)	4 4.000K (108 lm/W)	3 Push	
		6 1.970mm (46W)	8 RGB (100 lm/W)	5 Casambi	
			9 2.700-5.500K (105 lm/W)	7 Tuya	


Code: **2**



 Consult delivery terms and conditions.

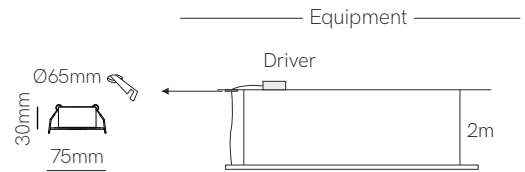
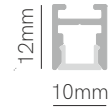
*Create your code according to your preferences. RGB and CCT 2.700-5.500K only works with driver 5 Casambi and 7 Tuya.





Beneito Faure, La Roca del Vallès, Barcelona (Spain).

Nyneto





*Finished luminaire. Includes power supply, suspension kit, power cable and end caps.

Control accessories:  page 327  pages 326-333  pages 334-335





Technical Information

Power	16W / 20W / 24W / 28W
Lumens	896 lm - 1.848 lm
Installation	Pendant
Material	Aluminium 6063
PCB	Flex (Fine 88)

Code	Diffuser (Angle)	Size (Power)	CCT (lm/W)	Driver	Colour
Code 8	Opal (100°) 8	1.120mm (16W) 3	2.700K (56 lm/W) 2	On / Off 1	<input type="checkbox"/> White (9003) 1
		1.410mm (20W) 4	3.000K (61 lm/W) 3	Dali 2	<input checked="" type="checkbox"/> Black (9005) 2
		1.690mm (24W) 5	4.000K (66 lm/W) 4	Push 3 	 Custom RAL
		1.970mm (28W) 6		Casambi 5	
				Tuya 7	

Code: **8** **8**

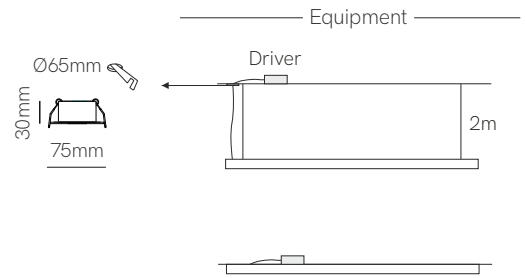


 Consult delivery terms and conditions.
*Create your code according to your preferences.





Minimus





*Finished luminaire. Includes power supply, suspension kit, ceiling suspension, power cable and end caps.

Control accessories:  page 327  pages 326-333  pages 334-335



Technical Information

Power	25W / 31W / 37W / 43W
Lumens	2.425 lm - 4.644 lm
Installation	Surface / Pendant
Material	Aluminium 6063
PCB	Flex (Fine 52)

Code	Diffuser (Angle)	Size (Power)	CCT (lm/W)	Driver	Colour
Code 5	Opal prism (100°)	8			
		1.170mm (25W) 2	2.700K (97 lm/W) 2	On / Off 1	<input type="checkbox"/> White (9003) 1
		1.420mm (31W) 4	3.000K (103 lm/W) 3	Dali 2	<input checked="" type="checkbox"/> Black (9005) 2
		1.720mm (37W) 6	4.000K (108 lm/W) 4	Push 3 	 Custom RAL
		1.970mm (43W) 8		Casambi 5	
				Tuya 7	

Code: **5** **8**



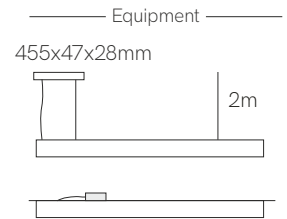
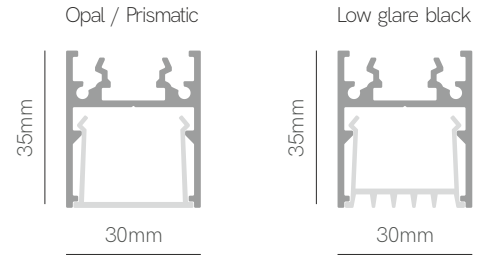
 Consult delivery terms and conditions.

*Create your code according to your preferences.





Vision



*Finished luminaire. Includes suspension kit and power cable.

Control accessories: page 327 pages 326-333 pages 334-335

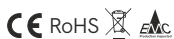


Technical Information

Power	33W / 42W / 51W / 59W
Lumens	1.980 lm - 9.440 lm
Installation	Surface / Pendant
Material	Aluminium 6063
PCB	Rigid

Code	Diffuser (Angle)	Size (Power)	CCT (lm/W)	Driver	Colour
Code V	Opal (90°)	4 1.130mm (33W)	3 2.700K (150 lm/W)	2 On / Off	1 <input type="checkbox"/> White (9003)
	Prismatic (70°)	6 1.410mm (42W)	4 3.000K (155 lm/W)	3 Dali	2 <input type="checkbox"/> Black (9005)
	Low glare black	9 1.690mm (51W)	5 4.000K (160 lm/W)	4 Push	3 Custom RAL
		6 1.970mm (59W)	8 RGB-W (60 lm/W)	5 Casambi	
			9 2.700-5.500K (100 lm/W)	7 Tuya	

Code: **V**



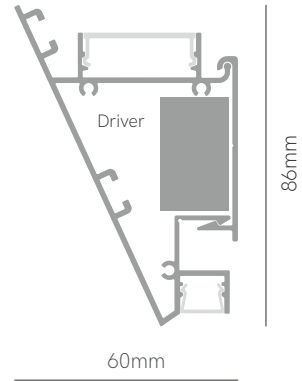
Consult delivery terms and conditions.

*Create your code according to your preferences. CCT 2.700-5.500K only works with driver 5 Casambi and 7 Tuya.





Quick



*Finished luminaire. Includes power cable and end caps.

Control accessories: page 327 pages 326-333 pages 334-335



Technical Information

Power	20W / 30W / 41W / 51W / 61W / 71W
Lumens	1.800 lm - 9.656 lm
Installation	Wall
Material	Aluminium 6063
PCB	Flex / Rigid

Code	Diffuser (Angle)	Size (Power)	CCT (lm/W)	Driver	Colour
Code 4	Opal (100°) 8	570mm (20W) 1	Down-Up 2.700K (124 lm/W) 2	On / Off 1	<input type="checkbox"/> White (9003) 1
		850mm (30W) 2	Down-Up 3.000K (128 lm/W) 3	Dali 2	<input type="checkbox"/> Black (9005) 2
		1.130mm (41W) 3	Down-Up 4.000K (136 lm/W) 4	Push 3	<input checked="" type="radio"/> Custom RAL
		1.410mm (51W) 4	Down-Up RGB (100 lm/W) 8	Casambi 5	
		1.690mm (61W) 5	Down-Up 1.800-4.000K (90 lm/W) 9	Tuya 7	
		1.970mm (71W) 6	Down 1.800-4.000K Up RGB C		
			Down 2.700K Up RGB D		
			Down 3.000K Up RGB T		
			Down 4.000K Up RGB Q		

Code: **4** **8**



Consult delivery terms and conditions.

*Create your code according to your preferences. RGB and CCT 1.800-4.000K only works with driver 5 Casambi and 7 Tuya.

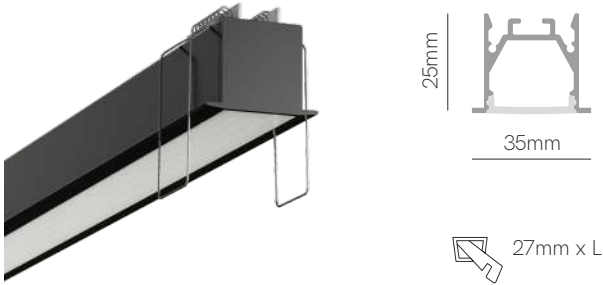




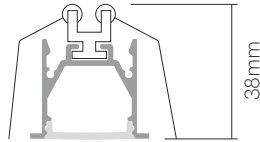
▶ VIDEO



Dau E



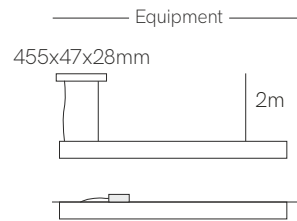
*Finished luminaire. Includes power supply, spring clips, power cable and end caps.





Dau



*Finished luminaire. Includes power supply, suspension kit, ceiling suspension, power cable and end caps.



Control accessories:  page 327

 pages 326-333


 pages 334-335



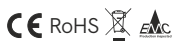
Technical Information


Power	18W / 23W / 26W / 30W
Lumens	1.800 lm - 3.420 lm
Installation	Recessed and Surface / Pendant

Material	Aluminium 6063
PCB	Flex (Fine 61)

Code / Diffuser (Angle)	Size (Power)	CCT (lm/W)	Driver	Colour
Dau E Opal (110°) 16	1.170mm (18W) 3	2.700K (100 lm/W) 2	On / Off 1	<input type="checkbox"/> White (9003) 1
Dau Opal (110°) 15	1.420mm (23W) 4	3.000K (105 lm/W) 3	Dali 2	<input checked="" type="checkbox"/> Black (9005) 2
	1.720mm (26W) 5	4.000K (111 lm/W) 4	Push 3	 Custom RAL
	1.970mm (30W) 6	5.000K (114 lm/W) 5	Casambi 5	
		RGB-W (100 lm/W) 8	Tuya 7	
		2.700-5.500K (105 lm/W) 9		

Code:




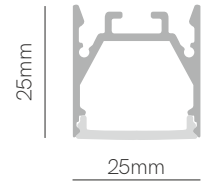
 Consult delivery terms and conditions.

*Create your code according to your preferences. CCT 2.700-5.500K only works with driver 5 Casambi and 7 Tuya.






Square



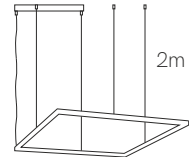
530 x 530mm




530 x 1.030mm


Equipment

455x47x28mm



*Finished luminaire. Includes suspension kit, power cable and end caps.

Control accessories:  page 327

 pages 326-333

 pages 334-335

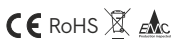


Technical Information

Power	43W / 62W
Lumens	4.300 lm - 6.882 lm
Installation	Pendant
Material	Aluminium 6063
PCB	Flex (Fine 61)

Code	Diffuser (Angle)	Size (Power)	CCT (lm/W)	Driver	Colour
Code 3	Opal (110°) 3	530 x 530mm (43W) 4	2.700K (100 lm/W) 2	On / Off 1	<input type="checkbox"/> White (9003) 1
		530 x 1.030mm (62W) 8	3.000K (105 lm/W) 3	Dali 2	<input type="checkbox"/> Black (9005) 2
			4.000K (111 lm/W) 4	Push 3 ⓘ	<input type="checkbox"/> Matt Gold 4
			RGB-W (100 lm/W) 8	Casambi 5 ⓘ	<input type="checkbox"/> Silver 5
			2.700-5.500K (105 lm/W) 9	Tuya 7 ⓘ	<input type="checkbox"/> Custom RAL

Code: **3 3**



ⓘ Consult delivery terms and conditions.

*Create your code according to your preferences. RGB-W and CCT 2.700-5.500K only works with driver 5 Casambi and 7 Tuya.






▶ VIDEO



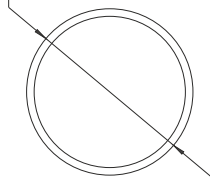
NEW

Zero Q



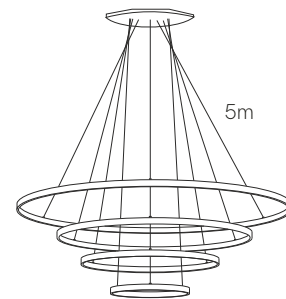
Ø400/700/1.000/1.400mm

Tolerance ±10%



Equipment

Ø500x45mm



*Finished luminaire. Includes power supply, suspension kit and power cable.

Control accessories: page 327

pages 326-333

pages 334-335



Technical Information

Power	246W
Lumens	14.760 lm - 17.712 lm
Installation	Pendant
Material	Aluminium 6063
PCB	Flex (Fine 56)

Code	Diffuser (Angle)	Size	CCT (lm/W)	Driver	Colour
Code Z	Opal (100°) Q	400+700+1.000+1.400mm 6	2.700K (60 lm/W) 2	On / Off 1	○ White (9003) 1
			3.000K (66 lm/W) 3	Dali / Push 2	● Black (9005) 2
			4.000K (72 lm/W) 4	Casambi 4 ⓘ	● Matt Gold 4
			2.700-5.500K (70 lm/W) 9	Tuya 5 ⓘ	● Silver 5
					ⓘ Custom RAL

Code: **Z** **Q** **6**



ⓘ Consult delivery terms and conditions.

*Create your code according to your preferences. RGB-W and CCT 2.700-5.500K only works with driver 5 Casambi and 7 Tuya.

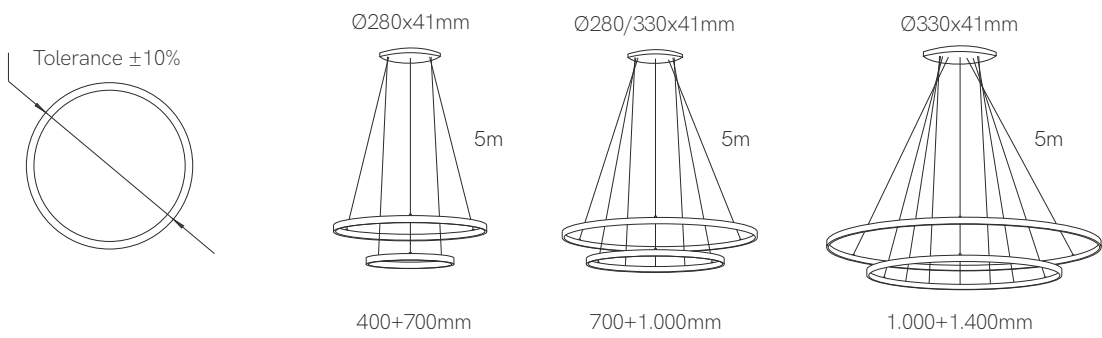


NEW

Zero D



Equipment



*Finished luminaire. Includes power supply, suspension kit and power cable.

Control accessories: page 327 pages 326-333 pages 334-335

Technical Information

Power	78W / 120W / 180W
Lumens	4.680 lm - 12.960 lm
Installation	Pendant
Material	Aluminium 6063
PCB	Flex (Fine 56)

Code	Diffuser (Angle)	Size	CCT (lm/W)	Driver	Colour
Code Z	Opal (100°) D	400+700mm 1	2.700K (60 lm/W) 2	On / Off 1	○ White (9003) 1
		700+1.000mm 2	3.000K (66 lm/W) 3	Dali / Push 2	● Black (9005) 2
		1.000+1.400mm 3	4.000K (72 lm/W) 4	Casambi 4 ⓘ	● Matt Gold 4
			2.700-5.500K (70 lm/W) 9	Tuya 5 ⓘ	● Silver 5
					ⓘ Custom RAL

Code: **Z D**




ⓘ Consult delivery terms and conditions.

*Create your code according to your preferences. RGB-W and CCT 2.700-5.500K only works with driver 5 Casambi and 7 Tuya.

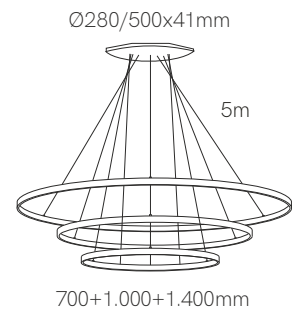
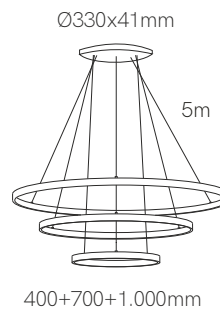
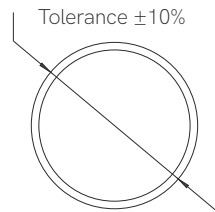


NEW

Zero T



Equipment



*Finished luminaire. Includes power supply, suspension kit and power cable.

Control accessories: page 327

pages 326-333

pages 334-335

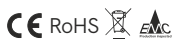


Technical Information

Power	148W / 218W
Lumens	8.880 lm - 15.696 lm
Installation	Pendant
Material	Aluminium 6063
PCB	Flex (Fine 56)

Code	Diffuser (Angle)	Size	CCT (lm/W)	Driver	Colour
Code Z	Opal (100°) T	400+700+1.000mm 4	2.700K (60 lm/W) 2	On / Off 1	○ White (9003) 1
		700+1.000+1.400mm 5	3.000K (66 lm/W) 3	Casambi 5	● Black (9005) 2
			4.000K (72 lm/W) 4	Tuya 7 ⓘ	● Matt Gold 4
			2.700-5.500K (70 lm/W) 9	Dali / Push 8 ⓘ	● Silver 5
					ⓘ Custom RAL

Code: **Z** **T** ■ ■ ■ ■ ■



ⓘ Consult delivery terms and conditions.

*Create your code according to your preferences. RGB-W and CCT 2.700-5.500K only works with driver 5 Casambi and 7 Tuya.

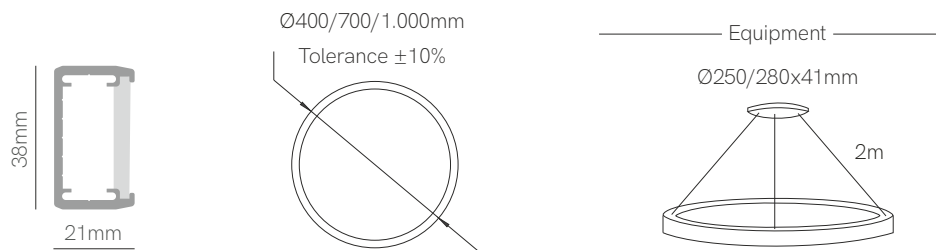




▶ VIDEO



Zero in XL



*Finished luminaire. Includes power supply, suspension kit and power cable.

Control accessories: page 327 pages 326-333 pages 334-335



Technical Information

Power	37W / 65W / 94W
Lumens	3.885 lm - 10.810 lm
Installation	Pendant
Material	Aluminium 6063
PCB	Flex (Fine 30)

Code	Diffuser (Angle)	Size (Power)	CCT (lm/W)	Driver	Colour
Code 9	Opal (100°) 1	400mm (37W) 1	2.700K (105 lm/W) 2	On / Off 1	○ White (9003) 1
		700mm (65W) 2	3.000K (110 lm/W) 3	Dali 2	● Black (9005) 2
		1.000mm (94W) 9	4.000K (115 lm/W) 4	Push 3 ⓘ	● Matt Gold 4
			RGB-W (60 lm/W) 7	Casambi 5 ⓘ	● Silver 5
			2.700-5.500K (70 lm/W) 9	Tuya 7 ⓘ	● Custom RAL


Code: **9** **1** ■ ■ ■ ■ ■



ⓘ Consult delivery terms and conditions.

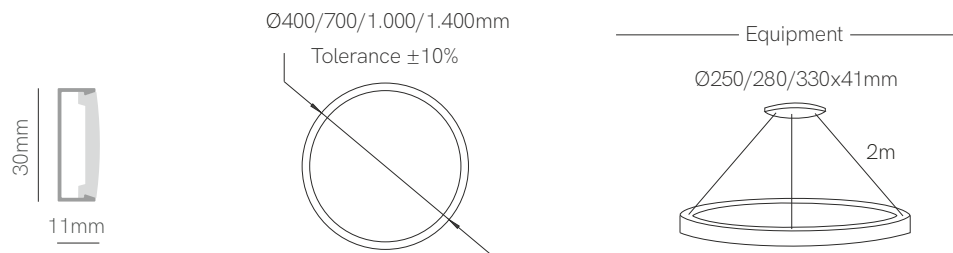

*Create your code according to your preferences. RGB-W and CCT 2.700-5.500K only works with driver 5 Casambi and 7 Tuya.







Zero in



*Finished luminaire. Includes power supply, suspension kit and power cable.

Control accessories: page 327 pages 326-333 pages 334-335



Technical Information

Power	26W / 44W / 63W / 96W
Lumens	1.560 lm - 6.912 lm
Installation	Pendant
Material	Aluminium 6063
PCB	Flex (Fine 56)

Code	Diffuser (Angle)	Size (Power)	CCT (lm/W)	Driver	Colour
Code 1	Opal (100°) 2	400mm (26W) 2	2.700K (60 lm/W) 2	On / Off 1	○ White (9003) 1
		700mm (44W) 4	3.000K (66 lm/W) 3	Dali 2	● Black (9005) 2
		1.000mm (63W) 6	4.000K (72 lm/W) 4	Push 3 ⓘ	● Matt Gold 4
		ⓘ 1.400mm (96W) 8	RGB-W (50 lm/W) 8	Casambi 5 ⓘ	● Silver 5
			2.700-5.500K (70 lm/W) 9	Tuya 7 ⓘ	● Custom RAL

Code: **1** **2** [] [] [] [] [] []



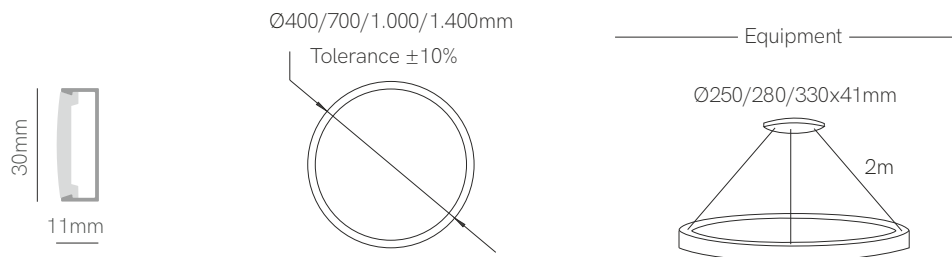
ⓘ Consult delivery terms and conditions.

*Create your code according to your preferences. RGB-W and CCT 2.700-5.500K only works with driver 5 Casambi and 7 Tuya.





Zero out



*Finished luminaire. Includes power supply, suspension kit and power cable.

Control accessories:  page 327  pages 326-333  pages 334-335




Technical Information

Power	26W / 44W / 63W / 96W
Lumens	1.560 lm - 6.912 lm
Installation	Pendant
Material	Aluminium 6063
PCB	Flex (Fine 56)

Code	Diffuser (Angle)	Size (Power)	CCT (lm/W)	Driver	Colour
Code 1	Opal (100°) 4	400mm (26W) 2	2.700K (60 lm/W) 2	On / Off 1	○ White (9003) 1
		700mm (44W) 4	3.000K (66 lm/W) 3	Dali 2	● Black (9005) 2
		1.000mm (63W) 6	4.000K (72 lm/W) 4	Push 3 ⓘ	● Matt Gold 4
		ⓘ 1.400mm (96W) 8	RGB-W (50 lm/W) 8	Casambi 5 ⓘ	● Silver 5
			2.700-5.500K (70 lm/W) 9	Tuya 7 ⓘ	● Custom RAL


Code: **1** **4** ■ ■ ■ ■ ■



ⓘ Consult delivery terms and conditions.

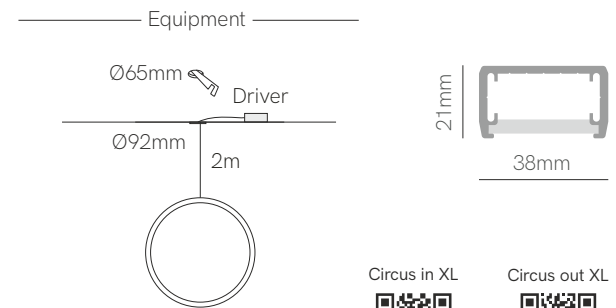
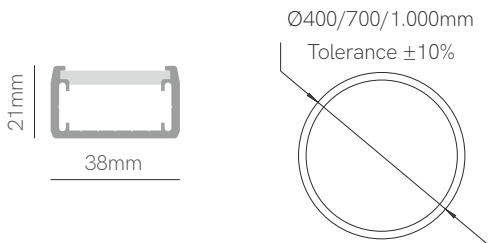
*Create your code according to your preferences. RGB-W and CCT 2.700-5.500K only works with driver 5 Casambi and 7 Tuya.






Circus in XL

Circus out XL



*Finished luminaire. Includes power supply, suspension kit and power cable.

Control accessories: page 327 pages 326-333 pages 334-335



Technical Information

Power	37W / 65W / 94W
Lumens	3.885 lm - 10.810 lm
Installation	Pendant
Material	Aluminium 6063
PCB	Flex (Fine 30)

Code	Diffuser (Angle)	Size (Power)	CCT (lm/W)	Driver	Colour
Code 9	IN Opal (100°)	0 400mm (37W) 2	2.700K (105 lm/W) 2	On / Off 1	○ White (9003) 1
	OUT Opal (100°)	8 700mm (65W) 4	3.000K (110 lm/W) 3	Dali 2	● Black (9005) 2
		1.000mm (94W) 6	4.000K (115 lm/W) 4	Push 3	● Matt Gold 4
			RGB-W (60 lm/W) 7	Casambi 5	● Silver 5
			2.700-5.500K (70 lm/W) 9	Tuya 7	● Custom RAL


Code: 9 ■ ■ ■ ■ ■



Ⓢ Consult delivery terms and conditions.

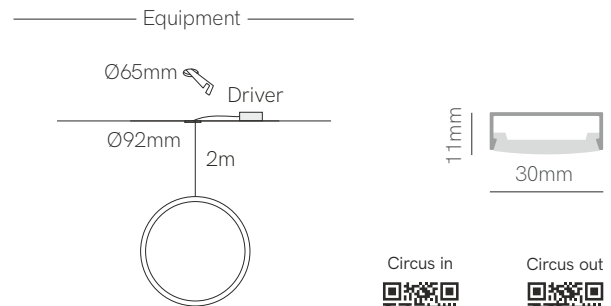
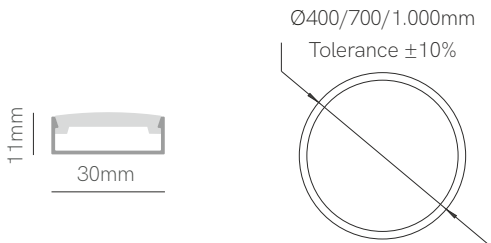
*Create your code according to your preferences. RGB-W and CCT 2.700-5.500K only works with driver 5 Casambi and 7 Tuya.





Circus in

Circus out



*Finished luminaire. Includes power supply, suspension kit and power cable.

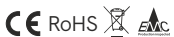
Control accessories: page 327 pages 326-333 pages 334-335

Technical Information

Power	26W / 44W / 63W
Lumens	1.560 lm - 4.536 lm
Installation	Pendant
Material	Aluminium 6063
Material	Flex (Fine 56)

Code	Diffuser (Angle)	Size (Power)	CCT (lm/W)	Driver	Colour
Code 1	IN Opal (100°) 0	400mm (26W) 2	2.700K (60 lm/W) 2	On / Off 1	○ White (9003) 1
	OUT Opal (100°) 1	700mm (44W) 4	3.000K (66 lm/W) 3	Dali 2	● Black (9005) 2
		1.000mm (63W) 6	4.000K (72 lm/W) 4	Push 3	● Matt Gold 4
			RGB-W (50 lm/W) 8	Casambi 5	● Silver 5
			2.700-5.500K (70 lm/W) 9	Tuya 7	● Custom RAL

Code: 1 ■ ■ ■ ■ ■



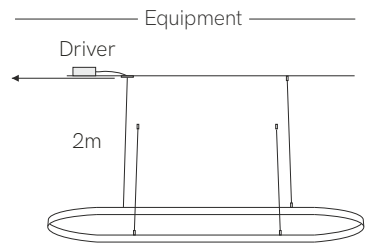
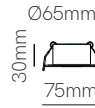
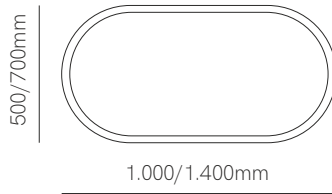
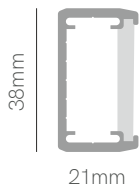

⊙ Consult delivery terms and conditions.

*Create your code according to your preferences. RGB-W and CCT 2.700-5.500K only works with driver 5 Casambi and 7 Tuya.





Tundra



*Finished luminaire. Includes power supply, suspension kit and power cable.

Control accessories:  page 327  pages 326-333  pages 334-335




Technical Information

Power	77W / 112W
Lumens	8.085 lm - 12.880 lm
Installation	Pendant
Material	Aluminium 6063
PCB	Flex (Fine 30)

Code	Diffuser (Angle)	Size	CCT (lm/W)	Driver	Colour
Code 8	Opal (100°) 6	500 x 1.000mm (77W) 4	2.700K (105 lm/W) 2	On / Off 1	○ White (9003) 1
		700 x 1.400mm (112W) 6	3.000K (110 lm/W) 3	Dali 2	● Black (9005) 2
			4.000K (115 lm/W) 4	Push 3 ⓘ	● Matt Gold 4
			RGB-W (60 lm/W) 8	Casambi 5 ⓘ	● Silver 5
			2.700-5.500K (70 lm/W) 9	Tuya 7 ⓘ	● Custom RAL

Code: **8** **6** ■ ■ ■ ■ ■



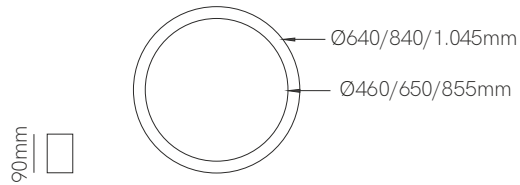
ⓘ Consult delivery terms and conditions.

*Create your code according to your preferences. RGB-W and CCT 2.700-5.500K only works with driver 5 Casambi and 7 Tuya.





Zero direct XL



*Finished luminaire. Includes power supply, suspension kit and power cable.

Control accessories:  page 327  pages 326-333  pages 334-335




Technical Information

Power	78W / 105W / 131W
Lumens	5,382 lm - 10,349 lm
Installation	Pendant
Material	Aluminium 6063
PCB	Rigid

Code	Diffuser (Angle)	Size (Power)	CCT (lm/W)	Driver	Colour
Code 1	Opal (100°) 3	640mm (78W) 2	2.700K (69 lm/W) 2	On / Off 1	○ White (9003) 1
		840mm (105W) 5	3.000K (75 lm/W) 3	Dali 2	● Black (9005) 2
		1.045mm (131W) 6	4.000K (79 lm/W) 4	Push 3	
				Casambi 5	

Code: 1 3 



*Create your code according to your preferences.

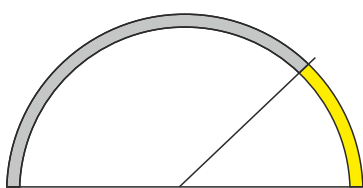




Zero design

Zero 45°

Code	Diffuser (Angle)	Size (Power)	CCT (lm/W) - Power/m	Voltage	Colour
Code Z	Opal (100°) 1	800mm (7W) 1	2.700K (66 lm/w) - 22W/m 2	24VDC 0	○ White (9003) 1
		1.500mm (13W) 4	3.000K (72 lm/w) - 22W/m 3		● Black (9005) 2
		3.000mm (26W) 7	4.000K (78 lm/w) - 22W/m 4		① ● Matt Gold 4
			CCT (70 lm/w) - 22W/m 9		① ● Silver 5
					① 🌈 Custom RAL

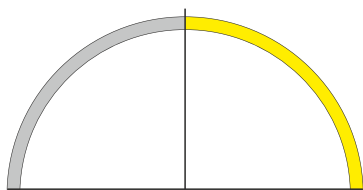


800 - 1.500 - 3.000mm
Tolerance ±10%

Code: **Z** **1** **0**

Zero 90°

Code	Diffuser (Angle)	Size (Power)	CCT (lm/W) - Power/m	Voltage	Colour
Code Z	Opal (100°) 1	800mm (14W) 2	2.700K (66 lm/w) - 22W/m 2	24VDC 0	○ White (9003) 1
		1.500mm (26W) 5	3.000K (72 lm/w) - 22W/m 3		● Black (9005) 2
			4.000K (78 lm/w) - 22W/m 4		① ● Matt Gold 4
			CCT (70 lm/w) - 22W/m 9		① ● Silver 5
					① 🌈 Custom RAL




800 - 1.500mm
Tolerance ±10%

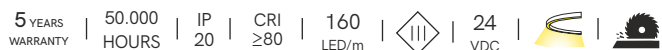
Code: **Z** **1** **0**

① Consult delivery terms and conditions.

*Create your luminaire according to your preferences.



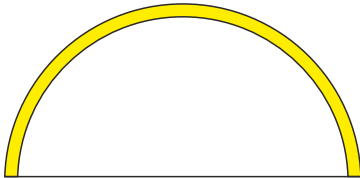
Control accessories: **tuya** page 327





Zero 180°

Code	Diffuser (Angle)	Size (Power)	CCT (lm/W) - Power/m	Voltage	Colour
Code Z	Opal (100°) 1	800mm (28W) 8	2.700K (66 lm/w) - 22W/m 2	24VDC 0	○ White (9003) 1
		1.500mm (52W) 9	3.000K (72 lm/w) - 22W/m 3		● Black (9005) 2
			4.000K (78 lm/w) - 22W/m 4		① ● Matt Gold 4
			CCT (70 lm/w) - 22W/m 9		① ● Silver 5
					① 🌈 Custom RAL



800 - 1.500mm
Tolerance ±10%

Code: **Z 1** **0**

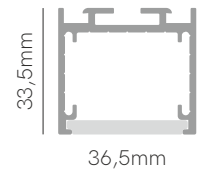
Zero line

Code	Diffuser (Angle)	Size (Power)	CCT (lm/W) - Power/m	Voltage	Colour
Code Z	Opal (100°) 1	2.500mm (55W) 0	2.700K (66 lm/w) - 22W/m 2	24VDC 0	□ White (9003) 1
			3.000K (72 lm/w) - 22W/m 3		■ Black (9005) 2
			4.000K (78 lm/w) - 22W/m 4		① ■ Matt Gold 4
			CCT (70 lm/w) - 22W/m 9		① ■ Silver 5
					① 🌈 Custom RAL



2.500mm

Code: **Z 1** **0**



① On demand.

*Create your code according to your preferences. CCT 2.700-5.500K only works with driver Casambi and Tuya..

Accessories (pages 176-179)



- End Cap
- 40631
- 40632
- 40634
- 40635



- Suspension Kit Metallic (2m)
- 34720
- 34721
- 34722



- Ceiling suspension
- 40430



- Kit Joint Metallic
- 40490
- 40491
- 40492




- Power supplies (pages 340-341)


Control accessories pages 294-307.

① Consult delivery terms and conditions.

*Create your luminaire according to your preferences.



5 YEARS WARRANTY | 50.000 HOURS | IP 20 | CRI ≥80 | 160 LED/m | | 24 VDC | | Zero line 3,37m Max

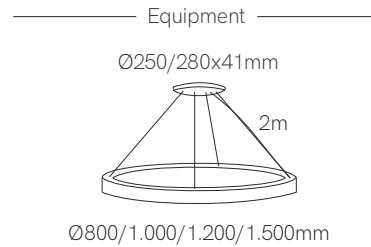
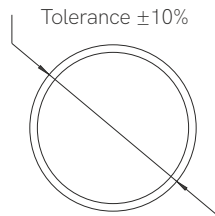
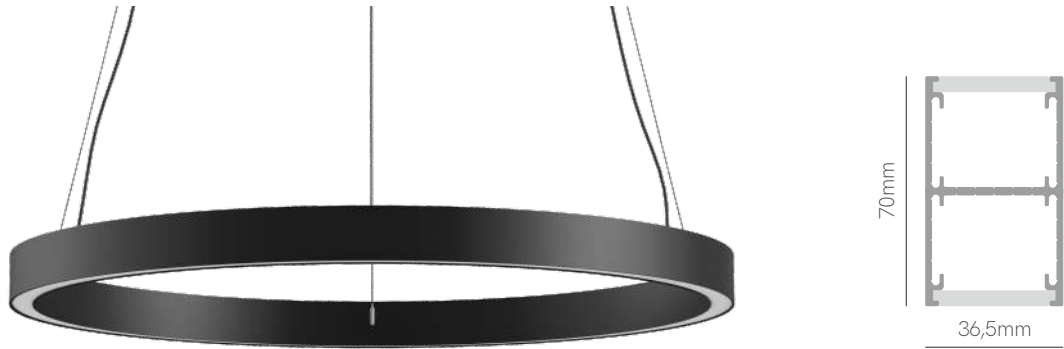






NEW

Zero up & down



*Finished luminaire. Includes power supply, suspension kit and power cable. Double switch system for independent lighting control.

Control accessories: page 327 pages 326-333 pages 334-335




Technical Information

Power	90W / 110W / 130W / 165W
Lumens	7.740 lm - 16.170 lm
Installation	Pendant
Material	Aluminium 6063
PCB	Flex Down (Fine 56) / Up (Fine 31)

Code	Switching	Size (Power Down + Up)	CCT (lm/W)	Driver	Colour
Code U	Double Switching D	800mm (57W + 33W) 2	2.700K (86 lm/W) 2	On / Off 1	○ White (9003) 1
		1.000mm (70W + 40W) 4	3.000K (92 lm/W) 3	Casambi 5	● Black (9005) 2
		1.200mm (84W + 46W) 6	4.000K (98 lm/W) 4	Tuya 7 ⓘ	Custom RAL C
		1.500mm (105W + 60W) 8	2.700-5.500K (90 lm/W) 9	Dali / Push 8	

Code: **U** **D** ■ ■ ■ ■ ■



ⓘ Consult delivery terms and conditions.
*Create your code according to your preferences.

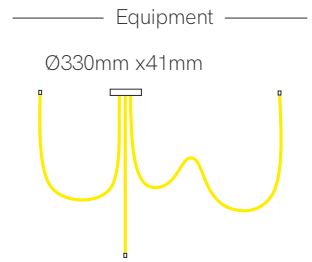




▶ VIDEO



Kaa



*Finished luminaire. Includes power supply, suspension kit, power cable and end caps.

Control accessories: page 327 pages 326-333 pages 334-335



Technical Information

Power	90W / 180W / 300W
Lumens	5.400 lm - 21.900 lm
Installation	Surface
Material	Aluminium and silicone

Code	Size (Power)	CCT (lm/W)	Driver	Colour
Code 76	3 x 1.500mm (90W) ⓪ 1	2.400K (60 lm/W) 2	On / Off 1	○ White (9003) 1
	3 x 3.000mm (180W) ⓪ 3	2.700K (65 lm/W) 3	Dali 2	● Black (9005) 2
	3 x 5.000mm (300W) ⓪ 5	3.000K (69 lm/W) 4	Push 3 ⓪	Custom RAL
		4.000K (73 lm/W) 5	Casambi 5	
		RGB (41 lm/W) 8	Tuya 7	
		2.700-4.200K (55 lm/W) 9		

Code: **76**

⓪ Included accessories


Suspension kit 2m		1 x 3 3 x 6 5 x 9	+	Clip		1 x 3 3 x 6 5 x 9
----------------------	--	--	---	------	--	--



⓪ Consult delivery terms and conditions.


*Create your code according to your preferences. RGB-W and CCT 2.700-4.200K only works with driver 5 Casambi and 7 Tuya.



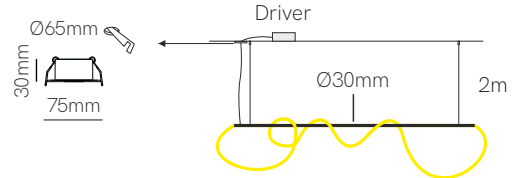
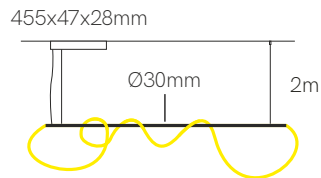


Connecta Fisioteràpia i Salut, Barcelona (Spain).


Kaa line




Equipment



*Finished luminaire. Includes power supply, suspension kit and power.

Control accessories:  page 327



 pages 326-333

 pages 334-335




Technical Information

Power	30W / 60W / 100W
Lumens	1.800 lm - 7.300 lm
Installation	Pendant
Material	Aluminium and silicone

Code	Size: Stick + Led (Power)	CCT (lm/W)	Driver	Colour (stick)
Kaa line surface 70	1.000 + 1.500mm (30W) 1	2.400K (60 lm/W) 2	On / Off 1	○ White (9003) 1
Kaa line recessed 74	1.600 + 3.000mm (60W) 3 2.500 + 5.000mm (100W) 5	2.700K (65 lm/W) 3	Dali 2	● Black (9005) 2
		3.000K (69 lm/W) 4	Push 3	● Matt Gold 3
		4.000K (73 lm/W) 5	Casambi 5 	 Custom RAL
		RGB (41 lm/W) 8	Tuya 7	
		2.700-4.200K (55 lm/W) 9		

Code:



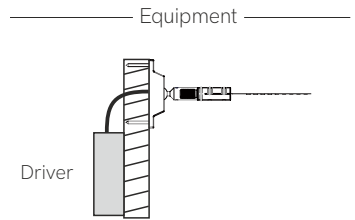
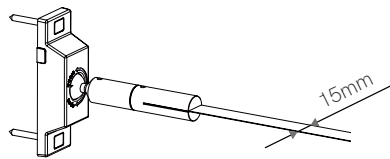
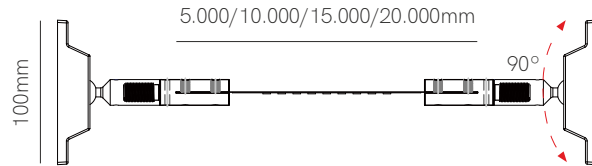
 Consult delivery terms and conditions.

*Create your code according to your preferences. RGB-W and CCT 2.700-4.200K only works with driver 5 Casambi and 7 Tuya.

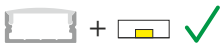




Horizon



Compatible profiles.



Technical Information

Max. power	48W - 288W
Lumens	4.560 lm - 28.800 lm
Installation	Pendant
Material	Aluminium 6063
Material	Flex

Code	Led	Size	CCT (lm/W) - Power/m	Driver	Colour
Code 2	9,6W/m (Fine 51) 5	5.000mm 1	2.700K (95 lm/W) 2	On / Off 1	<input type="checkbox"/> White (9003) 1
	14,4W/m (Fine 41) 7	10.000mm 2	3.000K (98 lm/W) 3		<input checked="" type="checkbox"/> Black (9005) 2
		15.000mm 3	4.000K (100 lm/W) 4		

Code: **2** **1**

Accessories



2 holder
 HRZ-01
 HRZ-02



1m steel band (max. 25m)
 HRZ-PLE-01
 HRZ-PLE-02

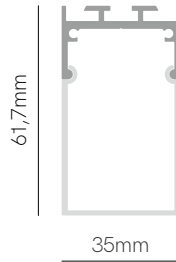


*Led strip and power supply included.

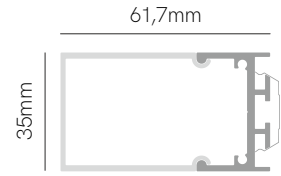




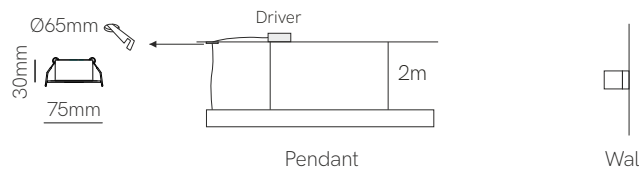
Lift



Lift wall



Equipment



*Finished luminaire.
Includes power cable and end caps.

Control accessories: page 327

pages 326-333

pages 334-335




Technical Information

Power	33W / 42W / 51W / 59W - 16W / 27W / 35W	Material	Aluminium and polycarbonate
Lumens	1.980 lm - 9.440 lm / 1.600 lm - 3.850 lm	PCB	Pendant: Rigid / Wall: Flex
Installation	Pendant / Wall		

Code	Diffuser (Angle)	Size (Power)	CCT (lm/W)	Driver	Colour
Pendant 6	Opal (135°) 6	1.130mm (33W) 3	2.700K (150 lm/W) 2	On / Off 1	<input type="checkbox"/> White (9003) 1
		1.420mm (42W) 4	3.000K (155 lm/W) 3	Dali 2	<input checked="" type="checkbox"/> Black (9005) 2
		1.700mm (51W) 5	4.000K (160 lm/W) 4	Push 3	
		1.970mm (59W) 6	RGB-W (60 lm/W) 8	Casambi 5	
			2.700-5.500K (100 lm/W) 9	Tuya 7	

Code	Diffuser (Angle)	Size (Power)	CCT (lm/W)	Driver	Colour
Wall 6	Opal (135°) 0	520mm (16W) 1	2.700K (100 lm/W) 2	On / Off 1	<input type="checkbox"/> White (9003) 1
		895mm (27W) 2	3.000K (105 lm/W) 3		<input checked="" type="checkbox"/> Black (9005) 2
		1.145mm (35W) 3	4.000K (110 lm/W) 4		

Code: **6**



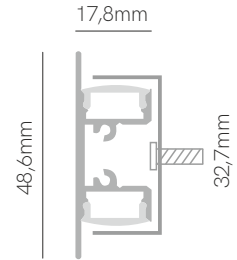
Consult delivery terms and conditions.

*Create your code according to your preferences. RGB-W and CCT 2.700-5.500K only works with driver 5 Casambi and 7 Tuya.





Flash



*Finished luminaire. Includes spring clips and end caps.



Technical Information

Power	16W / 27W / 35W / 46W / 55W
Lumens	1.600 lm - 6.050 lm
Installation	Wall
Material	Aluminium 6063
PCB	Flex (Fine 32)

Code	Diffuser	Size (Power)	CCT (lm/W)	Driver	Colour
Code 3	Transparent (90°) 9	520mm (16W) 1	2.700K (100 lm/W) 2	On / Off 1	<input type="checkbox"/> White (9003) 1
		895mm (27W) 2	3.000K (105 lm/W) 3		<input checked="" type="checkbox"/> Black (9005) 2
		1.145mm (35W) 3	4.000K (110 lm/W) 4		<input type="checkbox"/> Aluminium 9
		1.520mm (46W) 5	6.000K (110 lm/W) 6		<input checked="" type="checkbox"/> Custom RAL
		1.825mm (55W) 6			

Code: **3** **9** **1**

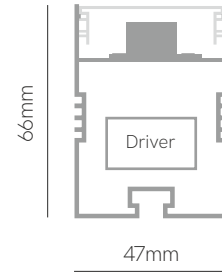


Consult delivery terms and conditions.
*Create your code according to your preferences.





Triton




*Finished luminaire. Includes power supply, clip rotatable, 2mts power cable and end caps.

Control accessories:  pages 334-335



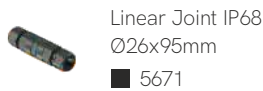
Technical Information


Power	21W / 41W / 61W
Lumens	2.625 lm - 8.235 lm
Installation	Surface
Material	Aluminium 6063
PCB	Rigid

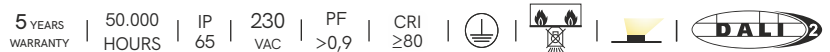
Code	Diffuser (Angle)	Size (Power)	CCT (lm/W)	Driver	Colour
Code 4	Asymmetric (15°/35°) 9	420mm (21W) 1	2.700K (125 lm/W) 2	On / Off 1	■ Black (9005) 2
		820mm (41W) 2	3.000K (130 lm/W) 3	Dali 2	 Custom RAL
		1.220mm (61W) 3	4.000K (135 lm/W) 4		

Code: 4 9 2

Accessories

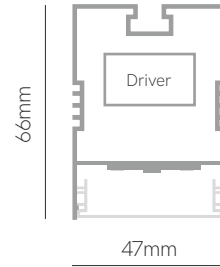


 Consult delivery terms and conditions.
*Create your code according to your preferences.





Triton down



*Finished luminaire. Includes power supply, 2mts power cable and end caps.

Control accessories:  pages 334-335




Technical Information

Power	46W / 57W / 69W / 80W / 103W
Lumens	5.152 lm - 14.008 lm
Installation	Surface / Pendant
Material	Aluminium 6063
PCB	Rigid

Code	Diffuser (Angle)	Size (Power)	CCT (lm/W)	Driver	Colour
Code 4	Opal (80°) 6	1.130mm (46W) 3	2.700K (112 lm/W) 2	On / Off 1	<input type="checkbox"/> White (9003) 1
		1.410mm (57W) 4	3.000K (128 lm/W) 3	Dali 2	<input checked="" type="checkbox"/> Black (9005) 2
		1.690mm (69W) 5	4.000K (136 lm/W) 4		<input type="checkbox"/> Custom RAL
		1.970mm (80W) 6	5.500K (136 lm/W) 5		
		2.530mm (103W) 7			

Code: **4** **6**

 Consult delivery terms and conditions.
*Create your code according to your preferences.

Accessories

- 
 Wall bracket
 40531
 40532
- 
 Ceiling suspension
 40510
- 
 Suspension Kit
 40520 (2m)
- 
 Linear Joint IP68
 Ø26x95mm
 5671
- 
 T Joint IP68
 74x118mm
 5672
- 
 X Joint IP68
 122x122mm
 5673



Custom system accessories

Time

End caps □ 40741 ■ 40742 □ 40743	End caps □ 40751 ■ 40752 □ 40753	Joint 180° ■ 40770	Joint 90° ■ 40990	Joint 90° ■ 40410	Joint 120° ■ 40666	Wall bracket □ 40851 ■ 40852 □ 40853	Trimless ■ 40339

Urban

End caps □ 40721 ■ 40722 □ 40723	End caps □ 40731 ■ 40732 □ 40733	Joint 180° ■ 40220	Joint 90° ■ 40550	Joint 90° ■ 40610	Joint 120° ■ 40999	Wall bracket □ 40851 ■ 40852 □ 40853	Trimless ■ 40669

Dual

Ceiling suspension ● 40780	Suspension kit ● 40790 (2m) ● 40795 (5m)

Joint 180° ■ 40420	Joint 90° ■ 40810

Zero Design

End Cap □ 40631 ■ 40632 ■ 40634 □ 40635	Suspension Kit Metallic (2m) ● 34720 ○ 34721 ● 34722	Ceiling suspension ■ 40430	Kit Joint Metallic ■ 40490 □ 40491 ■ 40492

Time / Urban



Surface base 3x0,75 (2,5m) Ø60x28mm	Surface base 5x0,5 (2,5m) Ø60x28mm	Surface base 3x0,75 (5m) Ø60x28mm	Surface base 5x0,5 (5m) Ø60x28mm
○ 40881 ● 40882 ○ 40883	○ 40991 ● 40992 ○ 40993	○ 40581 ● 40582 ○ 40583	○ 40591 ● 40592 ○ 40593



Recessed base 3x0,75 (2,5m) Ø75x30mm	Recessed base 5x0,5 (2,5m) Ø75x30mm	Recessed base 3x0,75 (5m) Ø75x30mm	Recessed base Base 5x0,5 (5m) Ø75x30mm
○ 40831 ● 40832 ○ 40833	○ 40931 ● 40932 ○ 40933	○ 40481 ● 40482 ○ 40483	○ 40541 ● 40542 ○ 40543

Pendant lamp accessories **NEW**

Surface base
Ø60x30mm



○ 40191



● 40192



○ 40193

Recessed base
Ø75x30mm Cut Ø65mm



○ 40171



● 40172



○ 40173

Ceiling cable support
Ø20x45mm



○ 40201



● 40202



○ 40209

Wall cable support
Ø60x30mm



○ 40901



● 40902



○ 40909

Textile cable
3x0,75mm



○ TXT-03



● TXT-05



● TXT-08



● TXT-09



● TXT-012



● TXT-18



● TXT-20



● TXT-24



● TXT-37

Zero Design



Base Ø330x41mm

<input type="radio"/>	Z12411	<input checked="" type="radio"/>	Z12412	240W/24VDC ON/OFF
<input type="radio"/>	Z12421	<input checked="" type="radio"/>	Z12422	200W/24VDC DALI
<input type="radio"/>	Z12431	<input checked="" type="radio"/>	Z12432	240W/24VDC PUSH
<input type="radio"/>	Z12451	<input checked="" type="radio"/>	Z12452	240W/24VDC CASAMBI
<input type="radio"/>	Z12471	<input checked="" type="radio"/>	Z12472	240W/24VDC TUYA



Base Ø280x41mm

<input type="radio"/>	Z11511	<input checked="" type="radio"/>	Z11512	150W/24VDC ON/OFF
<input type="radio"/>	Z11521	<input checked="" type="radio"/>	Z11522	120W/24VDC DALI
<input type="radio"/>	Z11531	<input checked="" type="radio"/>	Z11532	150W/24VDC PUSH
<input type="radio"/>	Z11551	<input checked="" type="radio"/>	Z11552	150W/24VDC CASAMBI
<input type="radio"/>	Z11571	<input checked="" type="radio"/>	Z11572	150W/24VDC TUYA



Base Ø250x41mm

<input type="radio"/>	Z11011	<input checked="" type="radio"/>	Z11012	75W/24VDC ON/OFF
<input type="radio"/>	Z11021	<input checked="" type="radio"/>	Z11022	75W/24VDC DALI
<input type="radio"/>	Z11031	<input checked="" type="radio"/>	Z11032	75W/24VDC PUSH
<input type="radio"/>	Z11051	<input checked="" type="radio"/>	Z11052	75W/24VDC CASAMBI
<input type="radio"/>	Z11071	<input checked="" type="radio"/>	Z11072	75W/24VDC TUYA

Power supplies linear box



Base 455x47x28mm

<input type="checkbox"/>	35331	<input checked="" type="checkbox"/>	35332	30W/24VDC on/off
<input type="checkbox"/>	35361	<input checked="" type="checkbox"/>	35362	60W/24VDC on/off
<input type="checkbox"/>	35311	<input checked="" type="checkbox"/>	35312	100W/24VDC on/off
<input type="checkbox"/>	35351	<input checked="" type="checkbox"/>	35352	150W/24VDC on/off
<input type="checkbox"/>	35731	<input checked="" type="checkbox"/>	35732	30W/24VDC dali
<input type="checkbox"/>	35761	<input checked="" type="checkbox"/>	35762	60W/24VDC dali
<input type="checkbox"/>	35711	<input checked="" type="checkbox"/>	35712	100W/24VDC dali
<input type="checkbox"/>	35751	<input checked="" type="checkbox"/>	35752	150W/24VDC dali